

**TRACTORS
THAT NEVER
COME UP
SHORT.**



**AGCO ALLIS
TRACTORS**

5600/6600 SERIES 63/80 PTO hp





**THE 5600 AND 6600
SERIES: POWER
AND DEPENDABLE
PERFORMANCE.**

If you're looking for a tractor that can do many jobs, under many varying conditions, you've probably read ads or seen brochures for several claiming they do it all. And maybe some can.

But the fact is, no matter how many jobs you need a mid-size, general purpose tractor to perform, job number one is reliability.

This new AGCO Allis 5600 and 6600 series have established new standards for reliability in their



class to better meet the needs of today's modern, cost conscious farmer.

Versatile, value-packed and loaded with features other tractors charge extra for, the 5600's and 6600's are affordable, dependable tractors that can help you put profit back into farming.

**3 SIZES, 63-73-81 PTO HORSEPOWER,
2WD OR AWD.**

Whether you choose the versatile 5600 series or the "Row Crop" 6600 series, you get the same premium

quality and reliability. Over 72% of the components are identical.

THE 5600's:

4 post ROPS and optional canopy on the 5670 and 5680.

THE 6600's:

Deluxe operator cab on the 6670 and 6680. Either ROPS or cab on the 6690.

YOU'VE GOT POWER THAT WON'T PULL ANY PUNCHES. A RELIABLE, DIRECT AIR- COOLED DIESEL ENGINE.

Under the hood you'll find a smooth running, fuel efficient 4-cylinder direct air-cooled diesel that combines state-of-the-art technology with nearly 40 years of experience in building reliable farm tractor power. Proven by farmers world wide, it gives you dependable performance and ease of maintenance year after year.

WON'T FREEZE OR BOIL.

Forget about radiators, water pumps, hoses, thermostats, anti-freeze and leaking gaskets. Air cooling eliminates the parts that cause 40% of engine downtime, plus saves on maintenance time and costs.

LONGER ENGINE LIFE.

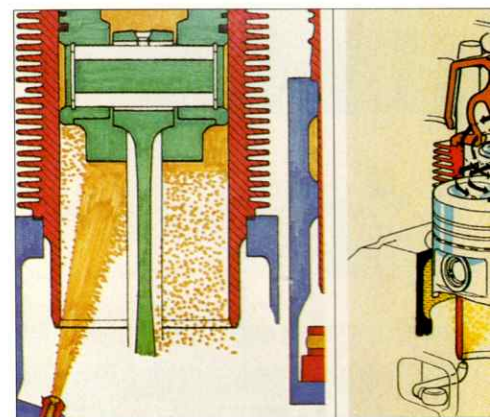

Air-cooled diesels start up fast, warm up fast, so there's less cold corrosion. And less wear on each start means a longer engine life and less repair expense. Plus, individual, identical components for each cylinder assure better parts availability, greatly reduce downtime and lower repair and replacement costs.

PRECISION BOSCH FUEL INJECTION.



Innovative technology delivers quicker starts, terrific torque rise and record setting fuel economy. Individual injection pumps are mounted into the engine crankcase, driven from the engine camshaft and constantly cooled and lubricated by the engine lube oil circuit.

INCREASED COOLING EFFICIENCY.

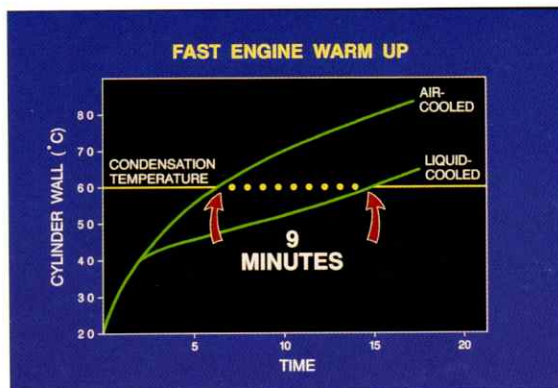
By circulating large volumes of crankcase oil around the lower portion of every cylinder barrel, for greater reliability and longer service life.




DUAL AIR/OIL COOLING SYSTEM



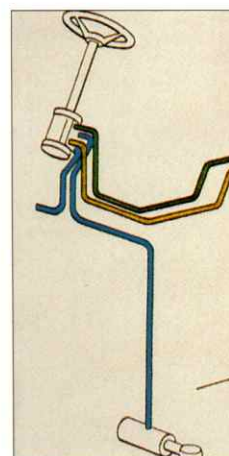
PRECISION BOSCH FUEL INJECTION




FASTER WARM UPS, LONGER LIFE



REMOTE 3-POINT CONTROL



HYDRAULIC FLOW



YOU'VE GOT A LOT MORE WORKING FOR YOU ON THE WORKING END.

The 5600's and 6600's are equipped to handle a lot more equipment, so you can handle more jobs. Our special features make hook-ups smoother and easier.

Plus, the innovative "Economical PTO" on the 6600's saves wear and tear on the engine, saves on fuel and adds to your profitability.

HEFTY 3-POINT LINKAGE.

Easily handles all category 1 and 2 implements. There's exceptional lift capacity, and lower link draft sensing gives you more precise control.

RUGGED TELESCOPIC STABILIZERS.

REMOTE 3-POINT CONTROL.

Lets you adjust the height of the 3-point arms from the rear — a great convenience when you're hooking up alone. Plus, optional telescopic link ends make attaching 3-point implements easier.

ROTARY GEAR HYDRAULIC PUMPS.

Are externally mounted at the side of the transmission for easy access. And there's a common sump for transmission and hydraulic fluid so you only have one place to check.

PTO CLUTCH.

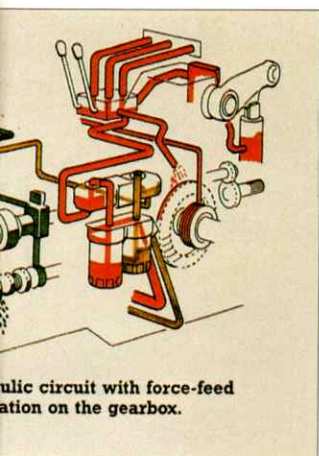
Hydraulically actuated wet disc PTO clutch engages and disengages PTO power smoothly.

PTO SHAFT.

Adapts to 540 or 1000 rpm implements quickly. Just mount the shaft and set the speed selector.

"ECONOMIC PTO" ON ALL 6600's.

For jobs that require less-than full PTO power, just move the lever to "Economical," and you'll have either 540 or 1000 rpm on the PTO shaft with 25% less engine speed. You'll have less noise, less engine wear and use less fuel. Tests show as much as 15% fuel savings in selected operations.



Hydraulic circuit with force-feed operation on the gearbox.

GAIN CONTROL OVER THE ELEMENTS: DEPENDABLE ALL-WHEEL DRIVE.

With all-wheel drive models, you get a traction advantage on all 4 wheels, plus exclusive wet disc brakes on all wheels. That means up to 40% more braking power in rain, mud, snow and when working on those steep hillsides.

ALL-WHEEL DRIVE.

Take a look at that clean design. Compare it with what others offer, and you'll notice a big difference. Our operator-controlled front differential lock engages and disengages simultaneously with the rear axle for shorter turns, greatly improved maneuvering.

TRUE CENTER LINE DRIVE SHAFT.

For more efficient power transfer, tucked up tight under the tractor and fully shielded to prevent wrapping of weeds and crops. Plus, there are no universal joints to grease, repair or replace.

STEERING KNUCKLE MAKES SHORT TURNS EASY.

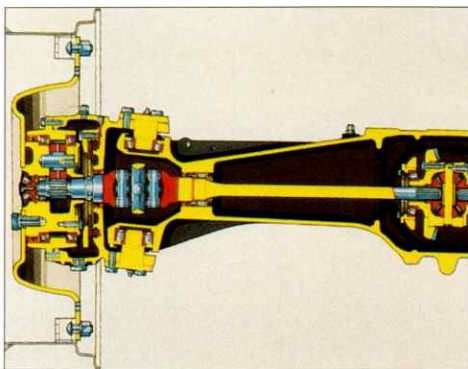
Enclosed constant velocity "U" joints at the wheels permit 50 degree steering angles with the front wheels vertical.

EVEN OUR TWO-WHEEL DRIVE IS OUTSTANDING.

You'll also find excellent clearance under the front axle and an amazing 72 degree turning angle for unequaled maneuvering ease.



**ALL-WHEEL DRIVE –
50 DEGREE TURNS**



TRUE CENTER LINE DRIVE



TWO-WHEEL DRIVE – 72 DEGREE TURNS



**TILT AND TELESCOPE
STEERING WHEEL**



BRAKE AND CLUTCH PEDALS



A MORE COMFORTABLE WORK ENVIRONMENT: The 6600 Series With Climate-Controlled Cab.

Comfort and convenience make long days easier on you. Well placed steps and 2 wide opening doors make getting in and out a cinch. The deluxe fabric covered seat is fully adjustable, with swing away armrests for added comfort. There's plenty of foot room. Plus, the schematic dash cluster contains all important operating functions, warning lights and a back lit silhouette of the tractor, positioned where they can be seen at a glance.

EXCEPTIONALLY LARGE GLASS AREA.

Provides excellent visibility.

SIDE AND REAR WINDOWS open easily.

CONVENIENT ROOF HATCH.

Vents warm air out of the upper cab without letting dust in.

HEADLINER AIR CONTROL PANEL.

Filtered fresh air, heat and air conditioning controls let you select the comfort level you want to operate efficiently under all climate conditions.

SUSPENDED CLUTCH AND BRAKE PEDALS.

For easier actuation and more foot room.

STEERING COLUMN TILTS AND TELESCOPES.

The 6600's reactive hydrostatic power steering eliminates irritating drift. The wheel automatically returns to the normal position after a turn.



THE SEAT OF POWER: A COMFORTABLE, CONVENIENT COCKPIT IN THE 5600 SERIES.

Sit down and make yourself comfortable. The 5600's feature a deluxe Bostrom seat, fully adjustable for suspension, height and front to rear position. Transmission controls are conveniently placed to the right, so it's easy to get on and off without lifting your feet clear of levers and pipes. Other controls are optimally located as well, including hydraulic and PTO controls to the operator's right and all-wheel drive control and independent parking brake on the left. This is a roomy, comfortable operator environment that reduces fatigue and improves productivity.



WARRANTY

FULL 4X4 WARRANTY ON EVERY AGCO ALLIS TRACTOR

So much quality is built into our tractors, it's not surprising they're backed by one of the best warranties in the business – 4 years/4000 hours – long and strong. And that includes two full years with no deductibles. No other tractors offer you as much reliability, value and peace of mind.



**YOU'VE GOT MORE
GOING FOR YOU THAN
OUR TRACTORS:
Your AGCO/Deutz-Allis
Dealer Has Years
Of Experience.**

Your AGCO/Deutz-Allis dealer has the answers to your questions. Thanks to regular factory training seminars, he's up on all the latest advances. He knows how to service and maintain the equipment he sells. And your dealer knows more than just his hard-working machines. He knows you.

Your dealer has a lot backing him up, too. Strong AGCO support stands behind every one of our machines. Your dealer has a complete line of parts in his store. And when he needs to order, AGCO has the fastest fill rate in the business.

Ask about AGCO Farm Financing. Your dealer can help you get the equipment you need NOW. So when you buy a tractor, you get more than the machine. You can count on the dealer that goes along with it.

