

The new 4x4 articulated tractors



Fiat Trattori
FIAT

Thanks to its cooperation with Versatile Co., Fiat Trattori can now enter into the market of the extra large 4X4 tractors, thus offering productive and economical solutions to the intensive and large farming problems.

The credit for having shown the way for the development of this type of machine must go to Versatile, the Canadian company that is one of the world leading manufacturers of 4X4 tractors, and was the first to produce them on an industrial scale. After Versatile, many other manufacturers followed and ... are still following.



Conventional tractors are no longer the right answer

- On large farms and large land consolidations
- When you have a dead line
- When skilled labour is hard to find
- When speed is a must and large implements must be used.

Large farms, agricultural contractors, and advanced cooperatives have already had proof of the effectiveness of North American technology for the solution to these problems.

In fact the estimated sales of 4×4 tractors with more than 180 H.P. in 1978 were 9,800 units in North America, and 1,700 for the other industrialized countries, Eastern Europe excluded.



Descriptions and illustrations in this brochure are of an indicative nature only and shall not be held binding.
Fiat Trattori Pubblicità - print n. 6.0227
STIGE - TORINO

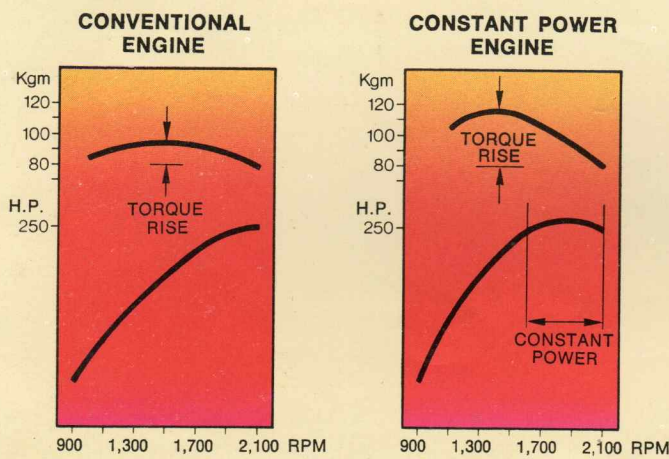
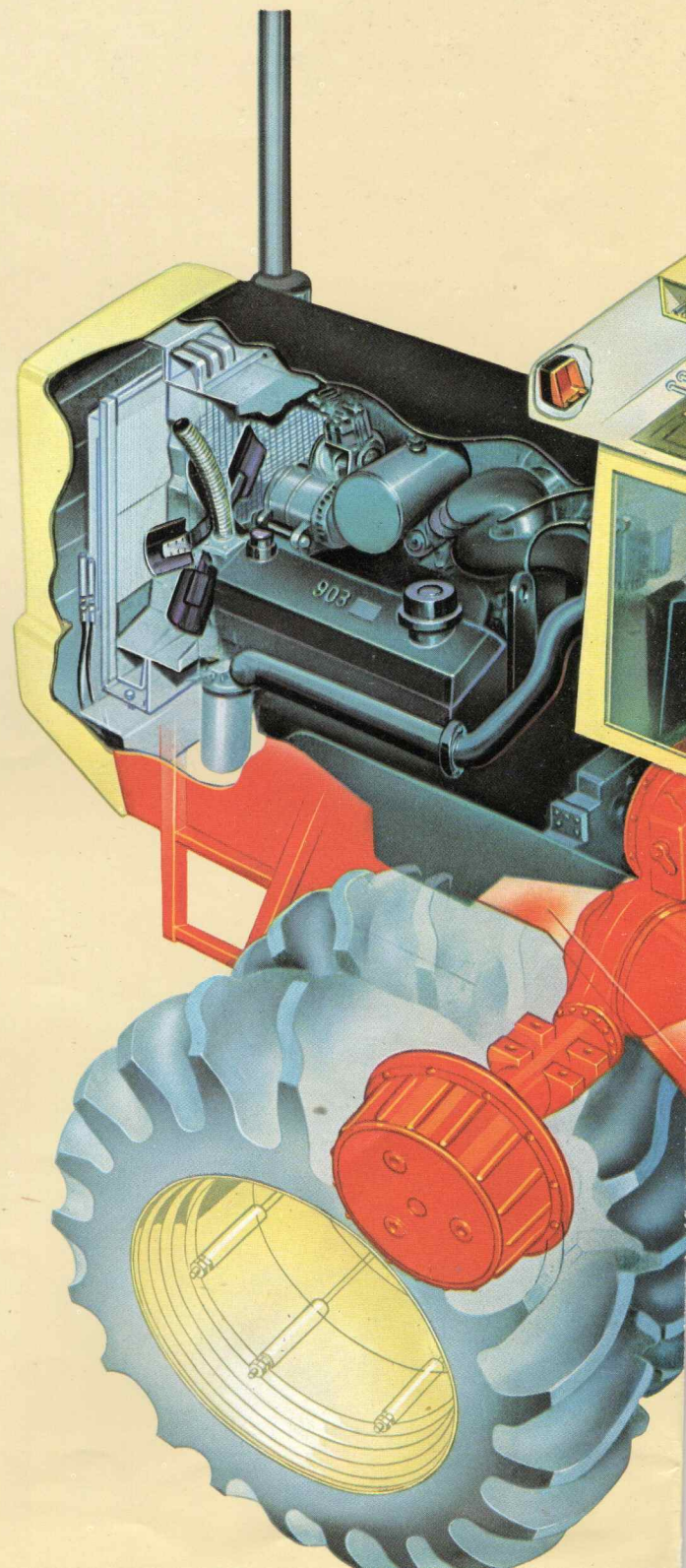


Fiat Trattor a comprehensive range of 4 models from

Technical and operating features of a high class family of tractors

Constant power engines

Large displacement Cummins diesel engines with the maximum power remaining constant from 1600 to 2100 RPM and with a corresponding 35 - 40% torque rise to tackle external load increase.



CONVENTIONAL ENGINE

RPM	1,500	1,600	1,700	1,800	1,900	2,000	2,100
consumption l/h*	37.0	38.0	39.3	41.2	42.0	43.5	44.2

* full load

CONSTANT POWER ENGINE


RPM	1,600	1,700	1,800	1,900	2,000	2,100
consumption l/h*	38.7	39.2	39.9	41.2	42.0	2.5

The widest selection of speeds for all applications

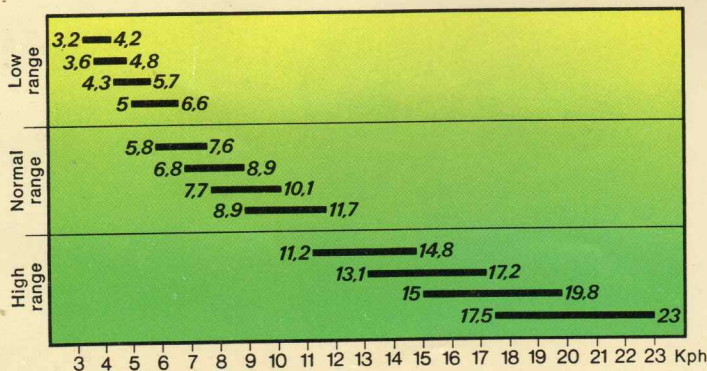
ri presents

4x4 articulated tractors:

230 to 350 HP



A twelve-speed transmission (4 gears for each of the 3 ranges: low - normal - high) with constant-mesh helical gears and pressure lubrication is standard equipment on all models. There are no "optional" alternatives, as the standard range makes it possible to select the right speed for every application. In fact, out of a total of 12 gear ratios, 7 are evenly spaced from 4 km/h (2.5 Mph) to 13 km/h (8 Mph) which are the most appropriate field working speeds for this type of tractor.



No-shift concept

When working in variable resistance conditions (uneven ground consistency, wavy ground contour, work at different depths, etc.) engine flexibility can accommodate the increase in tractive effort (up to 35 - 40%) without the operator having to down-shift gears.

Constant speed with lower fuel consumption

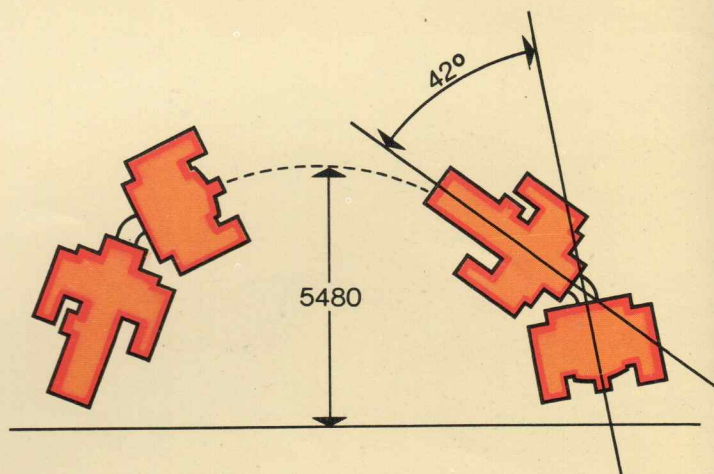
Under consistent ground or easy load conditions, the engine RPM and hence fuel consumption can be reduced by using a higher gear. Given that the power remains constant, the amount of work done is the same, making it possible to maintain a pre-established working speed. This possibility of using a higher gear is due to optimum speed range overlap between gears in constant power conditions. As the table below shows, this is the most tangible and valuable result of the exclusive "constant power" feature.

GEAR	SPEED Km/h	RPM	CONSUMPTION l/h	POWER H.R.
1. NORMAL	7.6	2,100	42.5	230
3. NORMAL	7.6	1,600	38.7	230

Manoeuvrability and full traction

Other exclusive design features that give Fiat-Versatile tractors operational versatility unmatched by other large 4x4 tractors are: **outstanding manoeuvrability** in confined spaces and in turn-round at end of field because of:

- a total steering angle of 84° that provides a great turning radius
- extra sensitive tracking-type power steering;
- full traction** on uneven ground: all four wheels maintain perfect contact with ground and weight is evenly distributed over the four ground contact points (front to rear: 50% - 50%) obtained through:
 - **exclusive articulation system** with intermediate frame and ball joints
 - **total transversal oscillation** of 30° between front and rear frames.



Optionals

The optional accessories which complete the tractor's equipment make it possible to choose tractor configuration just right for the job and so avoid unproductive initial investment. The equipment can be added to at a later date when the necessity arises, and the accessories can be fitted right in the field:



- Single tyres :** 18.4×38
20.8×38
24.5×32
30.5×32
- Dual tyres :** 18.4×38
20.8×38
24.5×32
- Rice field and soft ground tyres :** 18.4×38 (dual)
20.8×38 (dual)
24.5×32
30.5×32

Hydraulic and remote control for four double acting cylinders, flow rate adjustable from 12 l/min to 90 l/min to a maximum pressure of 157 kg/cm². Quick couplings, pressure type, are standard.

Hydraulic lift with 3-point linkage with provision for quick couplings for Cat. 4 implements, (easily convertible into Cat. 3), maximum draught of 9,800 kg at 610 mm from ends of lower links. Position control.


Power take-off 1,000 RPM (at 2,100 engine RPM) fully independent, with hydraulic clutch. 1 3/4" stub shaft.

No-spin differentials recommended only for extremely difficult ground.

Comfort and safety

A high performance tractor must also provide the operator with the maximum living room comfort in order to get the greatest possible efficiency from both operator and machine. These are the operator benefits on the Fiat 4×4 tractors :

- convenient anti-skid steps and hand holds
- wide access door to the safety cab
- a fully adjustable car-like seat, conveniently upholstered, with large arm rests
- car-like steering wheel with tilt and telescopic adjustment
- plenty of room and full vision
- all controls within convenient hand reach
- climate controlled air conditioner
- AM-FM stereo radio set with tape
- total soundproofing
- deluxe interior, instrument and accessories make of the Fiat 4×4 tractor cab a pleasant working environment.



Serviceability

The Versatile designers have taken all provisions to make all maintenance and service operations as easy and safe as possible.

All service points have an easy access; the preventive maintenance of the tractor is assisted by instruments, warning lights, automatic switches that allow to identify the faults.

In case of major service operations, the design of the tractors allows easy removal and replacement on the field of all main components independently, without dismantling the tractor.

SPECIFICATION		MODELS			
		44-23	44-28	44-33	44-35
MAXIMUM H.P.	H.P.	230	280	330	350
RPM	RPM	from 1,600 to 2,100	from 1,600 to 2,100	from 2,100 to 2,600	2,400
DISPLACEMENT	litres	14.0	14.0	14.8	14.8
RPM AT MAX. TORQUE	RPM	1,400	1,400	1,800	1,800
MAX. OPERATING WEIGHT	Kg	11,790	12,470	13,200	14,060
SPEEDS:		12F + 4 Reverse			
STEERING:		84° articulated			
STEERING RADIUS (with 24.5 x 32 tyres):		5,480 mm.			