


SAME

DRAGGOT



4-wheel drive model
original « SAME » system



FIELD PERFORMANCE 30% HIGHER

AS COMPARED WITH OTHER MACHINES OF THE "SAME" TYPE: EVERY "SAME" AGENT CAN GIVE PRACTICAL DEMONSTRATION OF THIS ON YOUR FARM

- The « Drago » on out-of-furrow work - just like a crawler tractor but with greater efficiency as a result of the higher working speed (50 % higher) and the precision and uniformity of work-depth regulation with the « SAME » automatic linkage control unit.

- This giant tractor, with its minimum turning radius of 3.5 metres, allows very great manoeuvrability.

- Coupled to modern maize harvesting machines, this tractor produces unprecedented results: the photograph shows the clean cutting of the maize over two rows.

- Does it seem exaggerated to say that the « Drago » is the only wheeled tractor able to work perfectly with the vibro-tiller? Try it, and you will see the power, adherence and perfect control this machine is capable of.

- Plentiful extra power at the P.T.O. when doing ensilage work to obtain the maize-mix, or for any other type of similar forage.



TECHNICAL DATA

Engine

Model	SAME 037-986 L
Fuel type	Diesel
Cycle	4 stroke
Injection	direct
Number of cylinders	6
Cylinder arrangement	in line
Bore	3,85826 ins (98 mm)
Stroke	4,72440 ins (120 mm)
Displacement	331 cu. ins (5430 cm ³)
Compression ratio	17 : 1
Max. power	98 HP
R.p.m. at max. power	2200
Cooling	Air
Lubrication	Forced
Valves	Overhead

Dimensions

Overall length (1)	156,9 ins (398 cm)
Overall width	89,4 ins (227 cm)
Overall height	72,0 ins (183 cm)
Height to hoodline	60,2 ins (153 cm)
Ground clearance	23,2 ins (59 cm)
Wheel base	104,3 ins (265 cm)
Front wheel track:	
Minimum	61,0 ins (155 cm)
Maximum	88,6 ins (225 cm)
Rear wheel track:	
Minimum	70,9 ins (180 cm)
Maximum	98,4 ins (250 cm)
Front tyres	7,50-18
Rear tyres	18,4/15-34*
Weight	7787 lbs (3532 Kgs)

2-W.D.

4.1	160,2
	89,4
	72,0
	60,2
	17,7
	104,6
	72,0
	70,9
	13,6
	18,4
	8840



2-wheel drive model

(1) Without lower links
* On request tyres 16.9/14-38 with front tyres 7.50-20.
** On request tyres 16.9/14-38 with front tyres 12.4/11-28.

Speeds


in m.p.h. (Km.p.h.) at 2200 r.p.m. with rear tyres 18.4/15-34:

1st	1.26 (2.03)	7th	11.25 (18.10)
2nd	1.71 (2.76)	8th	15.26 (24.56)
3rd	2.84 (4.57)	1st rev.	1.32 (2.13)
4th	3.85 (6.20)	2nd rev.	2.98 (4.79)
5th	5.00 (8.05)	3rd rev.	5.24 (8.43)
6th	6.78 (10.91)	4th rev.	11.78 (18.96)

The DRAGO is a totally new construction concept; a large in the hands of the today's maximum output and a very



w machine resulting from a new
e original tractor, it places true power
farmers, a machine which guarantees a
good performance.




"SAME" 6 cylinders Diesel engine

"SAME" air-cooling

FWD (4-wheel drive) "SAME" original system

"SAME" automatic control hydraulics



THE "SAME" 100 HP TRACTOR

W
e
or
far
go





SAME S.p.A.
24047 Treviglio (Italy)
Tel. 2781
Telex: 32472 Sametrac

area agent:

Prop. SAME - mod. 126 - XII, 73 (376) -
Edizioni APIS - Viale Majno, 26 - 20129 Milano (Italy)
Technical data are subject to change and are not binding.



the lube-oil
of our choice

