



**A fresh team
for today's farmer**





Two great traditions have joined forces. The future is ours. And yours.

And now that we are one, meeting the needs of the farmer is our top priority. Here is what you can expect from us today, and in the months and years to come . . . You can rest assured that we will continue to provide parts and service, and honour all warranties, for **Case** and **IH** agricultural equipment . . . You'll enjoy the benefits of a new, expanded and strengthened dealer organisation that combines the best of **International Harvester** and **J I Case** . . . You can look forward to continuing strong technological innovation, backed by **Tenneco** and the combined resources of **Case** and **IH** to bring you a range of tractors second to none . . . Starting now, if you want to work with a leader, you have a real choice.

Because two great traditions have joined forces. For our future. And yours.

485L 52 DIN hp with low profile economy cab, synchromesh transmission.



885XL 4WD 82 DIN hp with XL control centre, and torque amplifier synchromesh transmission.



1594 4WD 95 DIN hp with hydrashift transmission and lower link sensing.



956XL 4WD 95 DIN hp with XL control centre and sens-o-draulic hydraulic system.



1455XL 4WD 145 DIN hp turbo-charged engine, XL control centre and turbo clutch transmission.



1694 4WD 108 DIN hp turbo-charged engine, hydrashift transmission and lowerlink sensing.





485L 52 DIN hp with low profile economy cab, synchromesh transmission.



585L 4WD 59 DIN hp with low profile economy cab, synchromesh transmission.

The tractor range t

The Case International range of tractors is a powerful equipment, reliability and economy. Sixteen tractors from today's farmer, together with a choice of options that extend for in a tractor you can match it from the new Case International technology. *Check out the new team – Case International.*





685L 4WD 69 DIN hp with low profile economy cab, synchromesh transmission.



1494 4WD 83 DIN hp turbo-charged engine, hydramatic transmission and split cab facility.

for today's farmer

range of machines offering the best in performance, 45 – 291 DIN hp, perfectly designed to meet the needs of the range to no less than 32 models. Whatever you look for – the best in Quality, reliability and advanced

4694 250 DIN hp. Rigid frame equal size wheel 4 WD with power shift transmission, electronic 4 wheel, 4 way steering and electronic draft sensing.




1394 4WD 72 DIN hp turbo-charged engine, hydrashift transmission and split cab facility.



956XL 4WD 95 DIN hp with XL control centre and sens-o- draulic hydraulic system.



1694 4WD 108 DIN hp turbo-charged engine, hydrashift transmission and lowerlink sensing.








Range Specification

| | |
|-----------------------|---|
| 385 L | 45 DIN hp 3 cylinder engine, synchromesh 8F + 4R transmission, torque amplifier 16F + 8R (optional), hydrostatic power steering and independent power take-off. |
| 485 L | 52 DIN hp 3 cylinder engine, synchromesh 8F + 4R transmission, torque amplifier 16F + 8R (optional), hydrostatic power steering and independent power take-off. |
| 585 L & XL | 59 DIN hp 4 cylinder engine, synchromesh 8F + 4R transmission torque amplifier 16F + 8R (optional), hydrostatic power steering and independent dual speed power take-off. (L model available with 4 WD) |
| 685 L & XL | 69 DIN hp 4 cylinder engine, synchromesh 8F + 4R transmission, torque amplifier 16F + 8R (optional), hydrostatic power steering and independent dual speed power take-off. (L models available with 4 WD). |
| 1394 | 72 DIN hp 4 cylinder turbo-charged engine, synchromesh 12F + 4R transmission, hydrashift 12F + 4R (optional), hydrostatic power steering and independent dual speed power take-off. Available in 2 and 4 WD. 2 WD is also available in a high clearance version. |
| 885 L & XL | 82 DIN hp 4 cylinder engine, synchromesh 8F + 4R transmission torque amplifier 16F + 8R (optional), hydrostatic power steering and independent dual speed power take-off. Available in 2 or 4 WD. |
| 1494 | 83 DIN hp 4 cylinder turbo-charged engine. Synchromesh 12F + 4R transmission, hydrashift 12F + 4R (optional), hydrostatic power steering and independent dual speed power take-off. Available in 2 or 4 WD. 2WD is also available in a high clearance version. Air conditioning optional. |
| 856 XL | 85 DIN hp 4 cylinder turbo-charged engine, synchromesh 16F + 8R speed reducer transmission. Sens-o-draulic hydraulic system, hydrostatic power steering, independent dual speed power take-off. Available in 2 or 4 WD. |
| 956 XL | 95 DIN hp 6 cylinder engine, synchromesh 16F + 8R speed reducer transmission. Sens-o-draulic hydraulic system, hydrostatic power steering, independent dual speed power take-off. Available in 2 or 4 WD. Air conditioning optional. |
| 1594 | 95 DIN hp 6 cylinder engine, synchromesh 12F + 4R transmission, hydrashift 12F + 4R (optional), hydrostatic power steering and independent dual speed power take-off. Available in 2 or 4 WD. Air conditioning optional. |
| 1056 XL | 105 DIN hp 6 cylinder engine, synchromesh 16F + 8R speed reducer transmission, sens-o-draulic hydraulic system, hydrostatic power steering, independent dual speed power take-off. Available in 2 or 4 WD. Air conditioning standard. |
| 1694 | 108 DIN hp 6 cylinder turbo-charged engine, hydrashift 12F + 4R transmission, hydrostatic power steering and independent dual speed power take-off. Available in 4 WD form only. Air conditioning optional. |
| 1255 XL | 125 DIN hp 6 cylinder turbo-charged engine. Synchromesh 20F + 9R turbo clutch transmission, hydrostatic power steering, independent dual speed power take-off. Available in 2 or 4 WD. Air conditioning standard. |
| 1455 XL | 145 DIN hp 6 cylinder turbo-charged engine, synchromesh 20F + 9R turbo clutch transmission, hydrostatic power steering, independent dual speed power take-off. Air conditioning standard. 4WD only. |
| 4694 | 250 DIN hp 6 cylinder turbo-charged and intercooled engine. Powershift 12F + 4R transmission, electronic 4 wheel, 4 way steering. 1000 rpm 21 spline power take-off. Air conditioning standard. |
| 4894 | 291 DIN hp 6 cylinder turbo-charged engine, power shift 12F + 4R transmission, electronic 4 wheel, 4 way steering. 1000 rpm 20 spline power take-off. Air conditioning standard. |

The company's policy is one of continuous improvement and development, therefore specifications are subject to change without notice. Whilst every effort is made to uphold accuracy within literature, the company accepts no responsibility for discrepancies which may occur between the specifications of its machines and the descriptions.



J. I. Case is part of Tenneco Inc, the important Houston, Texas based diversified energy company. Around 97,000 employees world-wide are dedicated to satisfying customer needs in the many fields including: • **Oil and Gas exploration and production** • **Natural gas pipelines** • **Fruit and vegetable farming** • **Automotive components** • **Packaging** • **Shipbuilding** • **Chemicals** • **Construction and farm machinery.** Tenneco resources ensure the long-term stability of Case and a future bringing farmers the finest machinery and dependable service back-up.

BUILDING ON QUALITY.

