

MASSEY FERGUSON

84 - 102 HP

MF3600

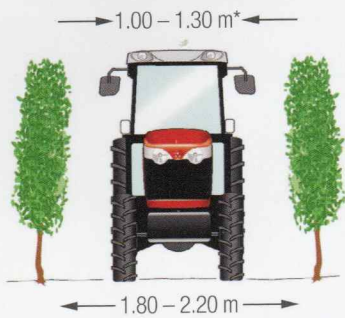
V-S-F Specialist Models



Agile, powerful and versatile

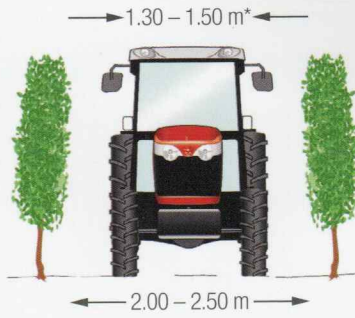
The MF3600 Series consists of rugged power and quick, agile manoeuvrability. These tough machines have been designed to tackle the widest range of agricultural, specialist and municipal tasks, simply, cost-effectively and in a spacious, comfortable working environment.

Vineyard Version (V)



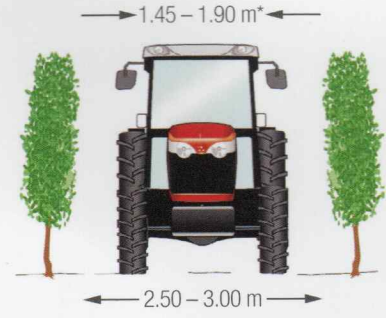
From 1.0 m width, tailor-made for traditional narrow vineyards, with 1.8 m – 2.20 m row spacings between the vines.

Special Version (S)



From 1.3 m width, aimed at more open vineyards with 2.0 m – 2.50 m row spacings, with much-enhanced operator comfort in the larger cab.

Fruit Version (F)



From 1.45 m – 1.90 m widths, Fruit version tractors are compact, flexible, multi-purpose machines, ideal if you're looking for a general farming application tractor. Also perfect for use in extensive vineyards, fruit orchards, confined livestock buildings and even on steep, hilly farmland.

* Typical working width.

If you're looking for a compact and straightforward tractor, which is easy to drive but still boasts an excellent amount of agility, power and stability, then the MF3600 Series is for you. Ideal for:

- Fertiliser spreading
- General transport duties
- Seedbed preparation
- Golf course and amenity maintenance
- Nursery work
- Vegetable harvesting
- Grounds care
- Orchard applications
- Vineyard applications



Straightforward yet impressive features

Cab – Firstly, the cab is surprisingly spacious. It's comfortable too, with great visibility that creates an excellent working environment for maximum productivity. Whether you choose a semi-platform footstep or cab model, visibility is excellent. These machines are equally at home in grounds care and amenity maintenance applications and tackling traditional open-field work.

Engine – At the heart of each model is a powerful engine delivering plenty of torque and excellent economy. Common rail engine technology ensures the smooth running of your machine.

Transmission – Select the transmission that best meets your individual needs, including the new generation of 24x12 PowerShuttle in combination with the tried and trusted SpeedShift.

Linkage – World-renowned Ferguson 3-point linkage, with a new 3,000 kg lift capacity plus optional Electronic Linkage Control on 'F' models.

Hydraulics and Power Take-Off (PTO) – High performance hydraulics and PTO specifications are available. A full

62 litres/min of hydraulic flow available to handle the demands of a range of modern implements. Optimised PTO, requiring lower engine speed, for improved economy, reduced wear and less noise.

Thoughtful design – The new MF3600 'F' is a narrower version; perfect for narrow and low access areas such as orchards, vineyards and small farm buildings where space is at a premium. The slim 'waisted' frame and oscillating front axle give these tractors extreme manoeuvrability – even in the most difficult conditions, allowing precision control when moving between rows of valuable crops or working around confined buildings.

Manoeuvrability – The MF3600 Series is the perfect machine for golf course maintenance. Whatever application you're working in, the new vertical exhaust pipe configuration provides optimum visibility for the operator. Incredible manoeuvrability, thanks to the SuperTurn front axle*. With a short wheelbase, high power-to-weight ratio and low centre of gravity, the new MF3600 has excellent pulling power, manoeuvrability and stability.

Model	Versions	Capacity	Max horsepower
MF3640	V/S/F	3.3 litre	84
MF3660	F	3.3 litre	102



* Only available on 'F' versions

Powerful response from your engine

AGCO POWER engines with common rail diesel engine technology, powers the complete MF3600 range, giving you more power, more torque and even more responsiveness.

For more than half a century, Massey Ferguson has led the way in developing innovative tractor engine technology and now, as an integral part of the global AGCO organisation, Massey Ferguson continues to support innovation and places AGCO POWER engines in many of the tractors you see today.

The three-cylinder common rail engines specified on the MF3640 and MF3660 models are extremely compact in design, allowing the fuel tank capacity to be maximised for prolonged working hours.

In addition, the minimal size and economic layout of the power train significantly enhance the machine's dexterity and manoeuvrability.

Working closely with AGCO POWER, Massey Ferguson engineers have worked hard to refine the efficiency of common rail diesel engine technology to meet the specific needs of these purpose-built tractors.

By calculating precisely the amount of fuel required by the engine at any given moment, the system ensures optimum combustion in the cylinders. Giving you a cleaner, more powerful and reliable engine.

Benefits of common rail

Less noise and vibration:


- The better quality of the combustion reduces the noise and vibration level of the engine

Less pollution:

- Stage 3A emission levels
- Constant power between 1,800 and 2,200 rpm
- Allows you to throttle back and work at lower, fuel saving rpm

Impressive performance and excellent fuel economy from these engines delivers reduced fuel costs per hectare

- Improved fuel efficiency and economy
- Improved performance due to increased flexibility in injection timing setting
- Faster and smoother acceleration
- Higher accuracy when using PTO implement, the engine speed remains precise and constant
- Injected fuel quantity and injection pressure are independent of each other, and are definable for each and every engine operating condition, allowing optimum air/fuel mix formation
- A higher response rate and higher productivity: where a mechanical engine takes between 150 – 200 rpm to react, common rail engines only take 10 rpm to respond




How the system works

Key common rail components include the

1. Supply pump
2. A 'common rail'
3. An injector
4. Sensors to detect running condition of the engine and an Electronic Control Unit (ECU)

To control and maintain these devices the system injects fuel to the engine at much higher pressures than conventional fuel injection systems. High-pressure fuel from the supply pump is distributed to an injector mounted on each cylinder by means of the common rail, with fuel injection quantity and timing determined by controlling the injectors.



Outstanding transmission capability


A choice of straightforward, highly efficient gearboxes, which offer outstanding power, torque and responsiveness.

Choice of transmissions

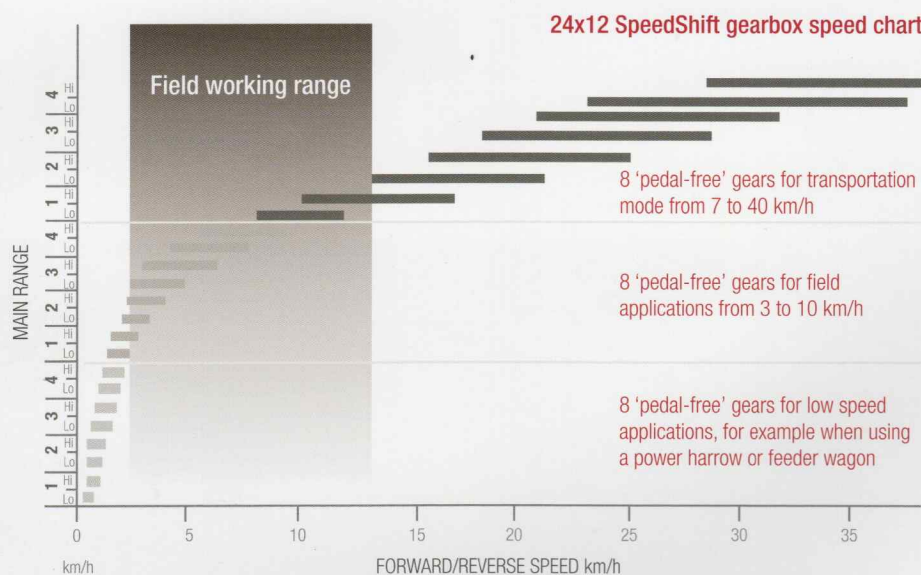
Both transmissions offer efficiency, power and productivity, which goes without saying, but more importantly we offer you a choice.

4-wheel drive models offer a choice of either a 24x24 speed gearbox with SpeedShift or a 24x12 speed gearbox, with PowerShuttle and SpeedShift.

All transmissions also come with an electro-hydraulic differential lock. The new 24x12 transmission consists of three multi-disc, electronically controlled wet clutches – two operate forward (SpeedShift high and low) and one in reverse.



Transmission	3 ranges 4 synchro gears	Splitter	Shuttle
24x24 SpeedShift	●	Electro-hydraulic	Mechanical
NEW 24x12 PowerShuttle + SpeedShift	●	Electro-hydraulic	Electro-hydraulic



Overall features and benefits

- Triple wet multi-disc clutches offer smoother performance and longer life
- Up to eight 'pedal-free' gears available!
- Increased efficiency and progressivity of the PowerShuttle
- More efficient in cold climates
- Ergonomically placed controls for easy operation
- Comfort-Control® – exclusive to Massey Ferguson, this feature allows the operator to set the degree of 'aggressiveness' on the PowerShuttle to precisely match the requirements of the task in hand
- All of these features combined makes the MF3600 Series more responsive, more comfortable to drive and even easier to operate!



In the cab, the operator will appreciate the location of the SpeedShift control button, positioned on the gear lever for simplicity of use. Reassuringly, the de-clutch button on the gear lever can be used to change gear mechanically, or when moving off or stopping the tractor.



Comfort-Control®
Smooth or fast shuttling – the choice is yours – adjust the Comfort-Control switch on the dashboard and you have the perfect tractor for PTO work, ensuring that you are always in control whatever the application.

Linkage & PTO

The MF3600 Series combines power and agility to make it the ideal PTO tractor.



High-capacity hydraulics

Two independent hydraulic circuits ensure constant, smooth operation of the spool valves and linkage. The main pump provides up to 62 litres/minute of oil flow to the rear linkage and auxiliary hydraulics at a maximum pressure of 190 bar.

A separate steering and internal services pump provides 21 litres/min (130 bar), regardless of other flow demands. Three rear spool valves are standard on all models.



Well-equipped rear linkage

The rear linkage has top link sensing for more accurate draft control and features large, well-placed levers for Draft and Position control and also convenient rotary switches for rate-of-drop adjustment and draft control sensitivity.

With a standard lift capacity of 2500 kg, there's plenty of power and flexibility to handle a wide range of linkage-mounted equipment too.



PTO Systems

All models are equipped with independent PTO, on which the wet clutch is operated electro-hydraulically by a large, console-mounted switch.

540/540 Economy PTO enables lighter duty implements to be operated at reduced rpm, giving improved fuel economy and reduced noise levels.



Straightforward operator area

The new MF3600 Series cabs have been cleverly designed to provide the operator with levels of comfort, quality and ease-of-use not seen on other narrow tractors.



Simple forward/reverse control

The control lever on the left-hand side of the steering wheel gives straightforward forward/reverse control.

The cab of the MF3600 Series is comfortable, spacious and ergonomically pleasing


Cab features include:

- A spacious, airy working environment to keep you comfortable for longer
- Easy access to the cab, with more room around the seat, steering wheel and controls
- Superb all-round visibility, giving a clear view of implement operation
- The new cab roof has excellent upward and forward vision, along with a recessed sun visor
- Highly effective air-conditioning with air cleaning filter
- Lower noise levels
- Clear, well laid-out instruments and controls
- An arm-rest moulding to the right of the seat
- A 'radio-ready' cab
- Reinforced door frames



New electronic hand throttle and electronic linkage controls

Memorise the engine revs and engage/disengage engine speed memory at the press of a button.



The new MF3600 Series cabs* have been cleverly designed to provide the operator with levels of comfort, quality and ease-of-use not seen on other narrow tractors.

*V/S/F

Comfortable, cost-effective, semi-platform models

Further extending the theme of simplicity and versatility that is at the heart of the cab models, the 'semi-platform footstep' configuration also offers outstanding performance and a high level of comfort and safety.

The same hard working features in a semi-platform version

S models feature a modern, semi-platform footstep area featuring hardwearing materials, up-to-the-minute styling and simple, well positioned controls and instrumentation.

The semi-platform footstep design gives the MF3600 the lowest overall height for access to buildings and access under overhanging crops. It also gives excellent stability when working on steep slopes and difficult terrain.


High specification

Make no mistake – this is not a 'poor relation' to the cab tractors. They have virtually the same specification as either standard or optional equipment and offer exactly the same power, performance and economy.



Whichever configuration or model you choose, here is a reminder of just a few of the ways in which the new MF3600 Series will enhance your farming operation:

- The new Massey Ferguson 'family styling' is modern and attractive, yet highly practical and robust
- A choice of models and options means that there is no compromise on specification
- The operator area is extremely comfortable with excellent ergonomics, which means you can get to work straight away
- A variety of widths and profiles are available to suit a host of highly specialised applications
- Highly manoeuvrable machines with an excellent turning circle
- The cab and semi-platform footstep offer an unimpeded view during operations such as loader work
- Powerful, high-torque engines, with low power-loss transmissions, hydraulics and PTO are perfectly matched to give outstanding in-field performance and economy
- All models have been designed to be simple to maintain and operate
- The high build quality helps to retain high residual value, so when it's time to change, the cost can be much lower than other, seemingly 'cheaper' tractors



Specifications


	MF3640	MF3660
	V/F/S	F
Engine performance		
Max (ISO 14396) hp/kW	84 (62)	102 (76)
Max torque (Nm)	345	405
Engine AGCO POWER, Water cooled, direct		
Type	33CTA	33CTA
Injection system	Common rail	
Aspiration		
Capacity/ No. of cylinders – litres	3.3/ 3	3.3/ 3
Exhaust, Horizontal left	●	●
Dual, dry element air cleaner	●	●
Transmission		
24/24, Mechanical shuttle with SpeedShift (40 km/h)	○	○
24/12, PowerShuttle and SpeedShift (40 km/h)	●	●
Power Take-Off		
Operation and control	Independent, electro-hydraulic engagement/disengagement, Mechanical speed change	
540/540E @ 1938/1648 engine rpm	●	●
Cab	●	●
Semi-platform	○*	-
Linkage and Hydraulics		
3-point linkage	Top link sensing. Cat 2 linkage with hook ends	
Linkage control	Mechanical with draft control, position control, rate-of-drop control	
Max. oil flow @ 2200 rpm l/min	62	62
Max. pressure – bar	190	190
Levelling control, mechanical	●	●
Maximum lift capacity @ link ends kg	2500	2500
Auxiliary hydraulics		
Spool valves (rear)		
Standard	3	3
Steering		
Hydrostatic	●	●
Telescopic steering column	●	●
Brakes		
Type/actuation	Oil-cooled disc brakes, hydraulic actuation	
Parking brake	Mechanical. Hand lever operated	

Base Wheels and Tyres		V	S	F
(A wide range of wheels and tyres are available. Please consult your local Dealer)				
Front	4WD ●	6.50R16	280/70R18	280/70R18
Rear	4WD ●	11.2R28	420/70R28	420/70R24
Track adjustments (with 'Standard' wheels and tyres)				
Front	4WD mm	822-1006	846-1110	1181-1445
Rear	4WD mm	858-1258	1012-1354	1296-1504
Weights and dimensions				
Weights - kg (4WD)	Cab - kg	2825	2910	3050
	Semi-platform - kg	-	2695	-
Length - including weight frame/links	mm	3984	3984	3984
Width, minimum (4WD)**	mm	1000	1300	1450
Width, maximum (4WD)**	mm	1616	1704	2076
Height, overcab**	mm	2300	2300	2300
Wheelbase (4WD)	mm	2150	2150	2150
Turning circle (outer radius, less brakes) - 4WD**	m	3.7	3.7	3.5
Capacities				
Fuel tank capacity, cab/semi-platfrom	Litre	68	68	68

**approximate, depending on tyres

Every effort has been made to ensure that the information contained in this publication is as accurate and current as possible. However, inaccuracies, errors or omissions may occur and details of the specifications may be changed at any time without notice. Therefore, all specifications should be confirmed with your Massey Ferguson Dealer or Distributor prior to any purchase.

● = Standard ○ = Optional - = Not available



MASSEY FERGUSON

A world of experience. Working with you.



facebook.com/MasseyFergusonGlobal
twitter.com/AGCOcorp
youtube.com/MasseyFergusonVideo
blog.agcocorp.com



MASSEY FERGUSON is a worldwide brand of AGCO.
© AGCO Limited 2014.

