

HESSTON®

Beeline Baler

WAITAKI TRACTORS & MACHINERY LTD
10 EDEN ST
P.O. Box 258
DAMARU
Phone 37-355



Waitaki Tractors
& Machinery Ltd.

10 Eden St., Oamaru.
P.O. Box 258, Phone 37-355.



Model 4600

New *Beeline Baler*. Its center-line change in conventional balers in

Change for change's sake is one thing. But changes that substantially alter the appearance, performance and end-product of a machine can change an industry.

So it is with this dramatic new Hesston baler and its place in the small hay-packaging field.

With its advanced design, the Beeline Baler moves the hay in a straight line from the pickup until it drops



Systematic flake formation of Beeline bale results in even distribution of hay within each flake. Flakes fall apart easily for feeding and easier eating for your animals. The Beeline Baler cuts down leaf shatter in many conditions.

out the back as a completed bale. This baler doesn't use high-maintenance mechanisms like cross feeds or sweep arms.

This action, from the low-profile pickup to the bale chute, is extra gentle on the nutritious leaves of legume hays ... keeps more of them in the bale for the high-quality feed you want.

The pickup sits squarely in front of the Beeline Baler. So it straddles the windrow ... like a baler ought to. This offers many advantages over the old-fashioned, L-shaped balers.

For example, you don't have to switch from road to field position. They're both the same. In fact, at 8'3" (pickup full width), the Beeline tows narrower than other balers, and they have to be set up for roading.

Center-line design permits the use of gauge wheels on both sides of the pickup ... to better read ground contours. And, with equal weight distribution, this baler uses same-size, 9.5L x 14 flotation tires on both sides. It's a well-balanced, easy-pullin' machine ... with no PTO chatter, whichever way you turn. This is a real advantage in small or irregular fields. Also, it eliminates the need to move a row of bales when opening a new field or border.

Other design features include: the best ground clearance in the industry, so you don't have to worry about needles hitting the ground in swales. A new positive bale length control. Plunger rollers and rails that adjust from **outside** the bale chamber. And your choice of twine or wire-tie assemblies.

Best of all...the Beeline Baler builds the straightest, squarest bales you've ever seen. That's really important if you use a mechanical stacker! These high-density, high-quality hay bales also pay off in better feed for your animals...because they have less leaf shatter and better distribution in many conditions.

Leave it to Hesston to take a traditional hay-packaging idea...add some straight thinking and turn it into the pacesetter for generations to come...with the all-new **Beeline Baler!**




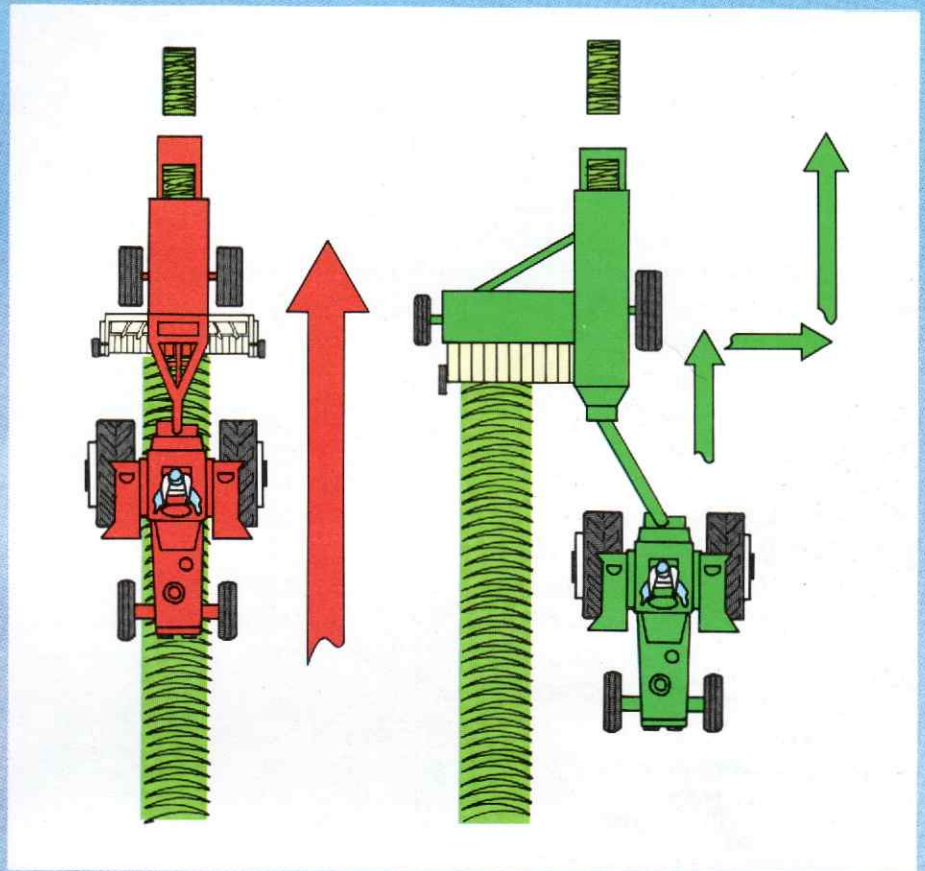
design is the first significant 30 years!

No other small baler looks like it or performs like it!

Looking at the Beeline Baler from above, as illustrated at right, gives you a good idea how the new "Beeline", or center-line concept works.

Regular conventional balers with offset design (far right) move the hay from windrow to finished bale in a zig-zag path. This crooked route provides plenty of opportunity for rough handling, leaf loss and hay damage.

The Beeline straddles the windrow so hay moves in a **straight line** from pickup to finished bale. Hay is not handled as roughly as it is in all other conventional balers. So there is less leaf loss and more hay quality in the bales.



Picture-book bales come out the back of this revolutionary baler. Edges are sharp ... corners are square ... in all types of crops; alfalfa, grasses or straw.



Beeline Baler

Model 4600

Conventional balers have looked pretty much alike ever since they first hit the fields. They've all followed the same principle of bale formation.

Now comes the revolutionary Hesston **Beeline Baler**... with a totally new look and a totally new way to build 14" by 18" bales. Not only that... the bales are the squarest, straightest you've ever seen. There's not a banana in the bunch!

The Beeline looks like it means business. It has a big, massive appearance... for a conventional baler... with a unitized-design frame and heavy-duty construction.

This is a high-capacity baler... because its straight-through, center-line design turns out more tonnage, faster than comparable square balers.

The new **Maxi-Sweep** pickup is the widest on any conventional baler. It's a low-profile pickup with only four tine bars. The four bars carry a total of 112 tines to sweep windrows really clean.

Another advantage of this low-profile design is that it doesn't have to lift the crop as high as other pickups... there's less disturbance of the windrow. And the crop is better protected from the wind. Helps save more of the hay leaves for the bale.

Saving leaves is the big idea behind the straight-line, or center-line design of the Beeline Baler. Each step of the bale forming action is designed to minimize leaf loss... or recapture leaves and put them back in the bale. Hay is handled gently through the pickup, the charge chamber and up into the bale chamber.



New Maxi-Sweep pickup is 72" wide! Small diameter reel has 4-tine-bar design. 112 tines, set close together, provide excellent windrow clean-up. Low-profile design produces less disturbance of the windrow to help keep leaves intact.



Bale making as easy as 1-2-3.

Compared to all other conventional balers, with their cross feeds or sweep arms, the Beeline system is simplicity itself. Center-line design makes this possible.

Center-line design also makes possible Hesston's exclusive pre-formed flake concept for better distribution of hay within the bale. This unique feature is found only on the 4600 Beeline Baler and its big brother, the Hesston 4800 Big Baler.

The drawings, at right, show how it works.

Hay from the windrow is picked up (1) and moved by an auger to the Packing Fingers which stuff the crop into a special Charge Chamber. To help maintain even distribution, the Charge Chamber features an expandable

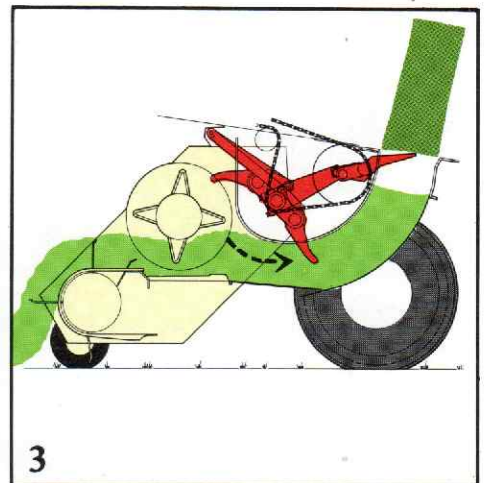
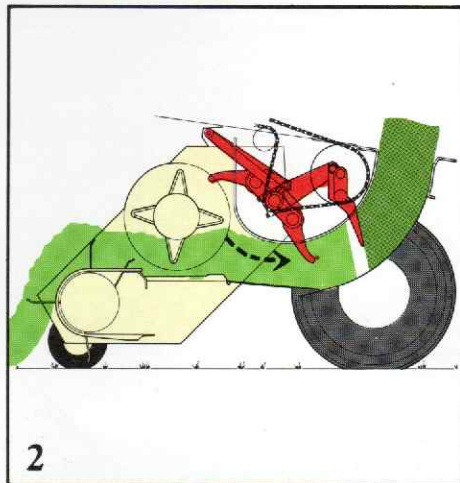
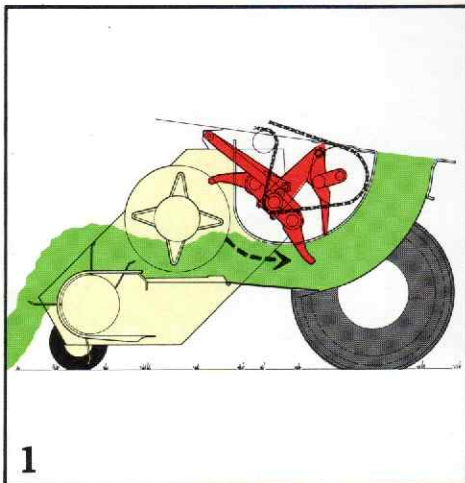

bottom to handle varying amounts of crop. Moving from light to heavy windrows has no effect on bale shape or uniformity.


As the flakes are formed, Stuffing Fingers sweep them up into the bale chamber (2 and 3) with each return stroke of the plunger. This produces even hay distribution throughout the bale.

Unlike other conventional balers, the knife is located on the bottom of the plunger because the hay enters the bale chamber from below. There's a real quality-saving advantage to that design feature... with a quarter-turn chute, bales are dropped with the cut portion to the side. Cut ends aren't as exposed to moisture as they are with other balers.

The new look in balers gives you the best looking bales.


Fast and straight from pickup to bale!






Slip clutches on transmission and pickup assembly protect all major components.

Standard gauge wheels and flotation springs, on both ends of pickup, give ground-hugging action and clean sweep of windrows.




Bale length mechanism maintains uniform length, bale after bale. Makes mechanical stacking of bales easier, more precise.



Plunger rollers and rails adjust from outside the bale chamber with easy access!




Hay dogs feature rubber silencers to cut down "clacking" noise common to most conventional balers.



Hydraulic density control maintains constant bale weight and density in varying crop conditions. If crop is light, it increases pressure on the bale in the forming chamber; if crop is heavy, it reduces pressure to maintain density within a preset range. This attachment is available only as a field-installed kit.






Hay knives are located at the bottom of the plunger. With a quarter-turn chute bales drop with cut ends to the side to minimize exposure to moisture.



Ground clearance is the best in the industry. No more worries about needles hitting the ground in swales!



Single chain drive system powers pickup, Packing Fingers and Stuffing Fingers. Stuffing Fingers are cycled with each plunger stroke. Chain is driven direct from the heavy-duty transmission. Positive roller chain drive keeps all bale-forming mechanisms in time. Plus, drives are all on same side of baler for fast, easy servicing.



Hydraulic bale thrower is designed to minimize bale damage. The throwing mechanism pivots to engage the bale quickly, without having to pull it from the bale chamber which can cause damage. Throwing belts are narrow to grip bales between the twines ... virtually eliminates twine burn. And this thrower features a simple trap door that lets you drop bales to the ground without removing the thrower. That's convenience ... Hesston style!



Specifications — *Beeline Baler* (Model 4600)

Dimensions and Weights

Weight — 3,600 lbs. (approx.)
Length (w/o bale chute) — 16'10"
Width (overall) — 8'3"

Height
w/Shielding — 5'7½"

Tire Size

Flotation — 9.5L x 14, right & left
Pickup — 3" x 12", right & left

Pickup

Width — 70.16" (1782 mm) tine to tine;
76.85" (1952 mm) panel to panel
Tooth Bars & Teeth — 4 bars - 56 double
tines
Tooth Spacing — 2.6" (66 mm)
Auger — 18" O.D.
Protection — slip clutch
Gauge Wheels — 2 (one per side)

Feeding System

Packing Area — double-throw crank
Drive — #80 chain
Protection — shear bolt

Charge Chamber

Volume — variable (spring loaded bottom)

Stuffer Area

Stuffer — crank type w/3 tines
Drive — #80 chain
Protection — shear bolt

Bale Chamber

Size of Chamber — 14" x 18"
Bale Length — 12" to 52"
Density Control — spring loaded tension
rails

Plunger

Speed — 92 strokes/min.
Length of Stroke — 23" (584 mm)
Mounting — total of 5 sealed ball bearing
rollers

Tying Mechanism

Hesston Knotter
Drive — #50 chain
Protection — shear bolt

Twine Container Capacity — 6 balls

Main Drive

Gearbox — hypoid w/tapered roller bearings
flywheel w/shearbolt protection

Power Drive

PTO — 540 RPM (ASAE-SAE standard)
Protection — slip clutch
U-Joint — equal angle

Tractor Requirements

PTO — 540 RPM (ASAE-SAE standard)
Horsepower — 2 to 3 plow tractor
Hydraulics — 1 set of remotes required when
using the bale thrower

Extras

Bale Thrower
Hydraulic Bale Tensioner
Wagon Loading Hitch & Chute
Multi-Purpose Bale Chute

Specifications subject to change without notice and without liability therefore.

This booklet contains information that is drawn from sources believed to be reliable, however, it is obviously general in nature. Specific operations may vary from the average, and both crop and machine management, as well as the weather, are important factors in end result.



First with a better way.



N.Z. DISTRIBUTORS
BOX 487, HAMILTON

Hesston Corporation, Hesston, Kansas 67062

© Hesston Corporation 1979

Litho in U.S.A.

SB-1-379