


5500 4WD / 6500 4WD

00 Series Tractors

MAHINDRA

T R A C T O R S



3 YEAR WARRANTY*



*3 Year Engine & Powertrain Warranty.
See dealer for details.



Cultivate
Your
Dreams™

5500 4WD / 6500 4WD

00 Series Tractors

Superior Performance

"Tough" and "Smart" are the best words that describe these machines. These reliable workhorses are designed to perform multiple tasks, passing through the rigors of work with ease. The complete equipment package offers a high performance engine, easy shift synchromesh transmission with shuttle, advantageous two speed PTO and big lift capacity. The 00-4WD Series tractors are always up to the job. From secondary tillage to crop protection, mowing, farm services, transport tasks and material handling, they can perform a variety of tasks effortlessly.

Unmatched NEF engine

These NEF series of engines offer an unmatched combination of performance, fuel consumption and reliability. The high displacement coupled with advanced design ensures maximised torque levels as high as 238 Nm in 6500-4WD. And the excellent torque characteristics keep you moving even in the most difficult conditions. These engines conform to the Tier II emission norms.



Heavy duty transmission ◀◀SHUTTLE SHIFT▶▶

The standard 8F+8R, fully synchromesh heavy duty transmissions are extremely reliable and easy-to-use. The left hand synchronized reverser provides smooth and great control for maximum productivity during intensive loader operations and headland operations. The rear axle features large oil cooled disc brakes and heavy duty inboard epicyclic reduction units for strength, safety and reliability. The fully independent PTO has a choice of operating speeds - 540 rpm or 1000 rpm.




Effortless clutch

The low effort dual clutch is a simple, reliable unit designed for long lasting performance and smooth engagements. It features large diameter discs providing ample surface area to transfer power effectively.

Deluxe seat

The deluxe seat designed for operator comfort features formed cushions, adjustable suspension and armrests. It is adjustable fore, aft and for height as well. The retractable seat belt is standard.



The Mahindra MBH Series of Backhoes

Main features:

- The sub-frame mounting system mounts to the centre and rear end of the tractor. This 4-point mounting system protects the tractor and still allows fast, easy installation and removal of backhoe without removing 3-point hitch arms.
- Backhoe valve is positioned low to operator. This allows less heat and noise to be transferred into operator's area.
- Dedicated hydraulic valve with dual plus axis levers.
- Heavy duty swing frame.
- Hydraulic flow used from the tractor pump.
- Optional bucket sizes are available.



BACKHOE SPECIFICATIONS

BACKHOE MODEL	MBH65
TRACTOR MODELS APPLICABLE	5500 4WD/6500 4WD
Digging Depth (to foot flat bottom)	2400 mm
Reach from centre line of swing pivot	3460 mm
Loading Height (bucket at 60°)	2040 mm
Max. Leveling Angle	10°
Swing Arc	180°
Transport Height (max)	2360 mm
Transport Overhang	1280 mm
Bucket Rotation	180°
Stabilizer Spread (down position)	1745 mm
Stabilizer Spread (up position)	1180 mm
Angle of Departure	21°
Tyre size considered	9.5x24 / 14.9x28
Shipping Weight	500 kg
Bucket Digging Force	1700 kgf
Dipperstick Digging Force	1000 kgf
Operating Pressure	170 bar
Standard Bucket Sizes	12"
Optional Bucket Sizes	18" and 24"




5500 4WD / 6500 4WD
00 Series Tractors

The Mahindra ML Series of Loaders

Main features:

- Rugged mainframe with durable boom structure mounted rigidly across chassis.
- **Self Level Design**
The linkages on the loader maintains the bucket in the horizontal position, just by operating the boom, offering safe work performance.
- **Euro Hitch Design**
Switching from buckets to pallet forks, bale spikes etc is easier and quicker.
- **Quick Attach Design**
The loader can be easily installed and removed with just two pins.



Optional 4-in-1 Bucket

LOADER SPECIFICATIONS

LOADER MODEL	ML465	
	5500 - 4WD	6500 - 4WD
TRACTOR MODELS APPLICABLE		
Maximum Lift Height	3279 mm	3324 mm
Clearance with Attachment Level	2976 mm	3021 mm
Clearance with Attachment Dumped	2430 mm	2475 mm
Reach at Maximum Height	527 mm	527 mm
Maximum Dump Angle	58°	58°
Reach with Attachment on Ground	2032 mm	2050 mm
Attachment Rollback Angle	47°	47°
Digging Depth Below Grade	211 mm	211 mm
Overall Height in Carry Position	1730 mm	1775 mm
Depth of Attachment (to back of inner shell)	591 mm	591 mm
Height of Attachment	500 mm	500 mm
Depth of Attachment (to pivot pin)	656 mm	656 mm
Lift Capacity to Full Height at Pivot Pins	1630 kgf	1630 kgf
Breakout Force at Ground Level, Pivot Pins	2572 kgf	2572 kgf
Relief Valve Setting (Loader Control Valve)	180 kg/cm ²	180 kg/cm ²
Rated Flow (Tractor System)	41.6 L/min	41.6 L/min
Attachment width used for specification	1981 mm	1981 mm
Bucket Capacity	0.357 cu.m	0.357 cu.m
Hydraulic System	Tractor Pump with Loader Control Valve	
Bucket Level Indicator	Standard on all Tractors	
OPTIONAL ATTACHMENTS (For all models)	Grill Guard, Bale Spikes, Pallet Forks and 4-in-1 Buckets	

Proven Quality – JAPAN QUALITY MEDAL WINNER



JAPAN QUALITY MEDAL WINNER

Quality is paramount at Mahindra and we are proud to be the first and only tractor manufacturing company in the world to win the Japan Quality Medal (JQM), a laurel truly hard to earn. It is universally acclaimed as the highest award presented to a company following Total Quality Management (TQM) practices in their entire business operations. JQM recognizes a high level of customer focus, improvements in overall quality and excellence in business processes.

Also, Mahindra was the first tractor company worldwide to win the Deming Application Prize in 2003 for excellence in quality, making it the only tractor manufacturer to receive both distinctions.



Cultivate Your Dreams™

MAHINDRA

T R A C T O R S



Heavy duty front axle

The front axle with a 'limited slip differential' provides additional pulling power in tough soil conditions. It is designed for maximum performance in loader and field operations. The responsive hydrostatic steering has a tight steering angle so getting in and out of confined areas is easy.

Powerful hydraulics

The live powerful hydraulics boasts a maximum lift capacity of 1800 kg to handle the heaviest of implements.

3-Point linkage

Heavy and sturdy 3 point linkage is employed to ensure stability and safety. The lift rods and stabilisers are designed to allow easy implement hook up.

Remote hydraulics control valve

Two remote hydraulics control valves in 6500-4WD and one valve in 5500-4WD are provided as standard feature to facilitate working with hydraulically powered implements.

Compare these Mahindra models for:

- Engine Max Torque
- Synchro Shuttle Transmission
- Full Synchronesh Gear Shift
- 2 Speed PTO
- Overall Tractor Weight



Optional industrial tyres



5500 4WD / 6500 4WD

Specifications

ENGINE	5500 - 4WD	6500 - 4WD
Compression Ratio	19 . 4 :1	19 . 4 :1
Cylinder Sleeve	Wet replaceable	Wet replaceable
Cylinders	4	4
Displacement cc	3055	3554
Engine HP (kW) @ rpm	54 (40.3) @ 2100	65 (48.4) @ 2200
Type	Four stroke, direct injection, water-cooled, diesel	Four stroke, direct injection, water-cooled, diesel
ELECTRIC		
Alternator	12 volt, 36 amps	12 volt, 36 amps
Battery Capacity	12 volt, 96 amp hours	12 volt, 96 amp hours
CLUTCH		
Type	Dual	Dual
TRANSMISSION		
Number of Gears	8 forward, 8 reverse	8 forward, 8 reverse
Type	Forward-Reverse Synchro-Shuttle with full synchromesh	Forward-Reverse Synchro-Shuttle with full synchromesh
FRONT WHEEL DRIVE		
Type	Mechanical	Mechanical
STEERING		
Type	Hydrostatic power	Hydrostatic power
BRAKES		
Type	Wet disc	Wet disc
HYDRAULIC SYSTEM		
3-Point Linkage	Category 1 & 2, with telescopic check chains	Category 1 & 2, with telescopic check chains
Auxiliary Remote Valves	1 standard	2 standard
Lift Capacity	1800 kgs	1800 kgs
Pump Output	41.6 L/min	41.6 L/min
Type	Open centre, full-live hydraulic with position and draft controls	Open centre, full-live hydraulic with position and draft controls
PTO		
PTO HP (kW)	44 (32.8)	57 (42.5)
PTO RPM (Engine RPM)	540 & 1000 @ 2100	540 & 1000 @ 2100
Type	Independent	Independent
OPERATING WEIGHT		
Total	2826 kgs	2848 kgs
DIMENSIONS		
Overall Length	3810 mm	3810 mm
Overall Width	1956 mm	1956 mm
Turning Radius with Brakes	3500 mm	3580 mm
TYRES		
Ag (Front / Rear)	9.5x24 / 14.9x28	11.2x24 / 16.9x30
Industrial (Front / Rear)	12.5x80x18 / 16.9x24	12.5x80x18 / 19.5x24

Specifications and design subject to change without notice.

Mahindra & Mahindra Ltd

44 Achievement Crescent

Acacia Ridge QLD 4110 Australia

Tel: +61 (07) 3272 7020 / Fax: +61 (07) 3272 7021

Toll Free: 1800 45 95 75 (within Australia)

www.mahindraaustralia.com



**Cultivate
Your
Dreams™**