

30/40 series

MF 30/32/34/36/38/40 combine harvesters



MASSEY FERGUSON



MF 30/40 Series: high performance, reliability, plus advanced technology

Massey Ferguson 30/40 Series combines are a unique blend of modern yet established design principles and the very latest in technological features. But this advanced technology is employed, not simply for the sake of innovation, but because each of the features incorporated improves reliability, ease of operation, versatility or output.

Based on a robust rolled steel chassis for extra rigidity, 30/40 Series combines have massively proportioned cylinders, straw walkers and sieves for increased capacity and longer life. In addition, prior to delivery, every combine is subjected to several hours of rigorous testing, to ensure the highest possible degree of reliability from the moment the combine is installed.

A choice of Freeflow or Powerflow tables, with optional Auto Level, plus maize and sunflower header options ensure efficient cutting and crop feed in all crop types. Powerful engines provide outstanding performance in the most arduous conditions, whilst Auto Level models ensure that this high output is maintained on undulating terrain.

Hydrostatic transmission and air conditioning are standard across the range, as is the high output Rotary Separator on the MF 36 and MF 40. MF 34 to 40 models feature the 'High Flow' cleaning and separation system as standard. DATAVISION II, MF's unsurpassed electronic monitoring system is standard across the range, and has been totally redesigned to

give more information - just by pressing the new touch-sensitive screen or by remote control from the new multi-function control lever.




FIELDSTAR™ - MF's total 'Precision Farming' concept).

So, for maximum reliability and unbeatable harvesting efficiency now and in the future, nothing else comes close to the MF 30/40 Series.

Left: New multi-function lever now also includes remote control of the DATAVISION II display


Optional equipment includes the unique 'yield meter' - an additional DATAVISION II facility which provides crop yield data to help maximise profit.



An extension of this system, correlating yield data with information about the combine's position (supplied by satellite navigation equipment), is the basis of the highly accurate and pioneering MF 'yield mapping' system. This shows the variation in crop performance between fields, or within individual fields. (see Pages 24 and 25 for more information about

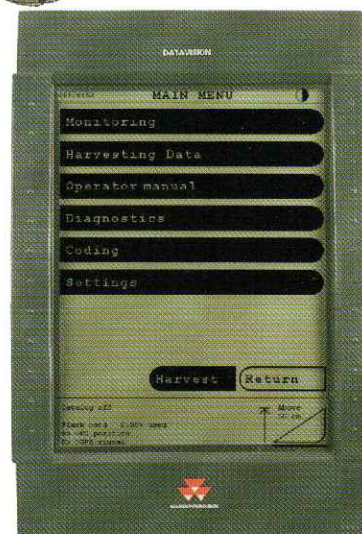
Model	Engine Power (DIN hp)	Cylinder Width (mm)	No. straw walkers	Grain tank capacity (litre)
MF 30	150	1 400	5	5 200
MF 32	175	1 400	5	5 200*
MF 34	200	1 400	5	6 400
MF 36	220	1 400	5	6 400
MF 38	265	1 680	6	7 900
MF 40	300	1 680	6	7 900

*6 200 litre optional on MF 32



Above: From the MF 30 to the 40, all models are based on essentially the same design principals, and have many common components. And of course, exacting standards of build quality come as standard!

Right: All models feature new DATAVISION II, which gives more information and easier combine control



Designed for maximum reliability from the chassis up

Unlike most other combines, MF 30/40 Series models are built on an exceptionally strong truck-type chassis, on which all other major components are assembled.

High structural rigidity


This method of construction means that structural rigidity is immense, keeping drives and bearings in perfect alignment. As a result, vibration and stress throughout the entire combine is greatly reduced, giving increased reliability and ultimately, a higher resale value.

'Overspecified' components


This attention to fundamental design strength is carried through to the specification of bearings, belts and other key components. From the outset, industry-standard calculations were made to determine these component sizes, then the next higher grade or size of component was chosen, ensuring exceptional reliability.

Simple drive belt layout


The layout of the belt drives is straightforward and designed so that belts and pulleys can be quickly adjusted or replaced. Pulleys operating under high stress are fully supported on the outside of their shafts, reducing any tendency to flex under extreme loads.



Heavy duty, indirect cylinder drives (MF34-40), mean reduced shock loads and longer belt life



**Tough combines
tackling tough
conditions. The MF 30/
40 Series leaves
nothing to chance**



**The massive rolled
steel chassis at the
heart of the 30/40
Series, provides
great strength and
rigidity**

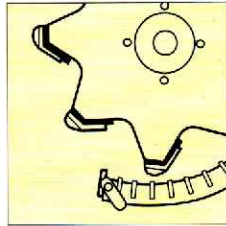
Maximum threshing performance: whatever the crop ...

At the heart of all MF 30/40 Series combines are the widest, heaviest cylinders in their respective classes. This ensures a thinner layer of crop and increased threshing efficiency, giving maximum throughput and minimum losses.

High inertia cylinder

The cylinder is an immensely strong unit with eight rasp bars supported

on heavy backing plates to increase strength and to add peripheral weight, creating a 'high inertia'




effect. The high inertia maintains threshing speed in uneven or damp

conditions, allowing you to operate when many other combines have been forced to stop work.

The concave is equally heavily built, with 13 rub bars (12 on MF 30/32) and a 117 degree wrap angle for maximum separation. On MF 34-40 models, the rub bars at the front of

Below and right: Large concave wrap angle aids efficient separation





Massive threshing capacity, with wide, high inertia cylinder (rotary separator also shown)

the concave - where most of the threshing takes place, are closer together for even better performance. Front and rear adjustment is performed simply by a single lever.

Separate returns rethresher

On MF 34-40 models a completely separate peg-toothed rethresher handles returns material, which is threshed vigorously, then transported back to the grain pan. For delicate

crops a blanking plate can be fitted to prevent seed damage.



Separate returns rethresher (MF 34-40) can be fitted with either toothed or plain cover plates



MF 40 - the power and the threshing capacity to tackle any crop, any acreage

Large separation area and aggressive action give superb separating performance

Rotary separator (RS models)

The rotary separator is positioned and designed to give maximum separation under heavy loads - particularly in damp, high yielding crops with large volumes of straw. Improved separation occurs in two ways. Firstly, by the addition of a grate and an extra concave beneath the rotary separator, increasing the separation area and secondly because the straw is very fluffy as it passes to the straw walkers, enabling grain to fall through more easily.

Large straw walker area

Material from the cylinder is slowed down and redirected evenly onto the front of the straw walkers by two


adjustable curtains (one, on MF 30 and 32). The curtains also prevent loose grain from being thrown onto the back of the walkers. The wide,

multi-step straw walkers with their large area then agitate and accelerate the crop through the combine in a thin layer, so that even at high outputs, free grain is readily separated from the straw.

The straw walkers are mounted on sturdy shafts with a large crank throw to maximise the 'cascade' effect. Straw walker


cranks are tested, numbered and paired for each combine, to ensure smooth, reliable operation. Double, sealed-for-life crank bearings further aid smooth running and ensure a trouble free service life.

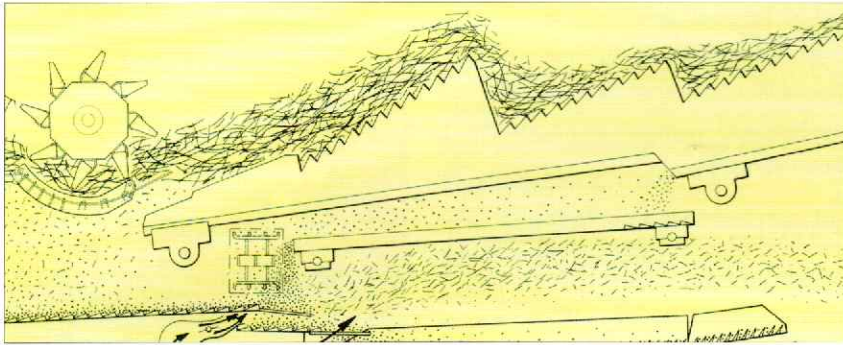
Rotary separator



RS models benefit from the additional separation area of an extra grate and concave

Wide straw walkers with 'aggressive' step design





Straw chopper (option)

Operation of the MF straw chopper is exceptionally simple. With just a single lever, the straw is redirected and the straw chopper is engaged or disengaged. There is also a full range of adjustments giving total control over chop length and spread pattern, so you can put the straw where you want it in all conditions.

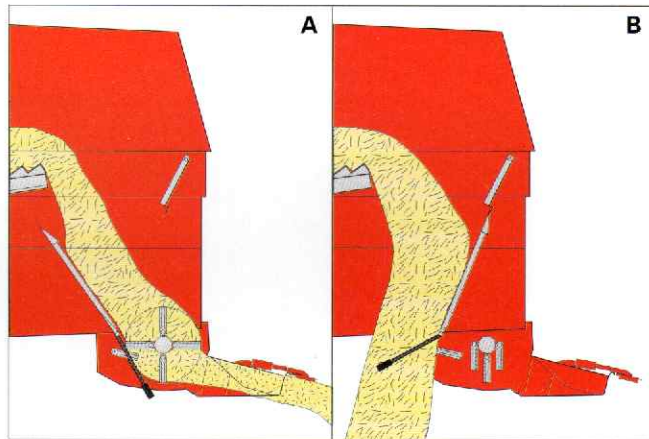
Pan under walkers

The pan under walkers (MF34-40) ensures that the grain is spread evenly across the rear of the main grain pan. This provides an even flow off the grain pan into the first blast of air from the 'double barrel' fanning mill.

On high flow models, straw walkers are open for the first half of their length, to increase throughput of grain



Right: The straw chopper spread pattern can be adjusted to compensate for cross-winds or hillside operation. As an option, this adjustment can be made electrically from the driver's seat



Left: The straw chopper is engaged (A) and disengaged (B) by moving a single lever.



Huge capacity... and the cleanest sample around

'High Flow' cleaning system

MF 34 to 40 models feature the 'High Flow' cleaning and separation system, which has been developed to enable very high throughput, with a cleaner sample and lower losses.


The main grain pan has been split, introducing a blast of air that lifts chaff right out over the back of the sieves. This reduces the top sieve workload and gives a cleaner sample and greater output.

Opposed action sieves


The grain pan and top sieve move in the opposite direction to the bottom sieve on MF combines. This opposed

action spreads grain more evenly over the bottom sieve, avoiding the possibility of overloading the returns system and maintaining a good clean grain sample.

Tall hillside partitions channel the crop right from the concave through to the end of the sieves, thus utilising the full width of the combine, even when working on hillsides, giving high capacity and reduced losses.



The high flow cleaning and separation system (MF 34-40) features a split grain pan which enables two streams of air from the fanning mill for extra chaff removal. The result is higher throughput of material, with a cleaner sample and lower losses



Left: Sieves provide massive cleaning area. Tall divisions reduce hillside losses

Controlled air flow

Crop conditions change – often in the same field. So to keep you in control, fan speed and sieve losses can be monitored on DATAVISION II. Adjustment of fan speed can then be made, from the driver's seat, to maximise output.

High capacity grain tanks

With a capacity of up to 7900 litres (MF38 and 40), delays for unloading are kept to a minimum. And when it is time to unload, DATAVISION II

gives an audible and visual warning of a full grain tank and also switches on the rotating beacon to alert the tractor/trailer driver. With an unloading rate of up to 84 litres per second and a spout that can be positioned at any angle, it is possible to empty a full tank accurately into the trailer in less than two minutes.

Below: Large capacity grain tanks. 7900 litre on MF 38/40. Unload a full tank in under 2 minutes




New cab for outstanding comfort and visibility

The stylish new cab with its curved front screen gives the MF 30/40 Series an up-to-the-minute, modern appearance. But more importantly, it improves the visibility, ergonomics and noise levels within an operating environment that was already considered by many to be among the best in the field.

With nearly all of the combine's functions electrically or electronically controlled, and the engine located to the rear of the grain tank, noise levels have been reduced significantly to below 80 dB(A). Dust, vibration and heat are reduced too, so with the added benefit of tinted glass and high capacity air conditioning as standard, you can take the longest working day in your stride.

New right hand control

To enable continuous steering with the left hand, all the controls are grouped to the right with new



rocker switches on a single console, plus a new multi-function lever which operates the standard hydrostatic transmission, all table functions and now also remote 'scrolling' through information displayed on the DATAVISION II screen. The screen

itself is also totally new. Image clarity is superb – with touch-sensitive selection of information and control of functions.



Ideal driving position

The driver's seat is covered with a high quality fabric, and is fully adjustable for driver height and weight. The steering column angle is also adjustable, assuring an ideal working position.

Main picture and inset right: New curved front screen affords superb panoramic visibility

Inset above right: Table visibility is also completely unrestricted





DATAVISION II: the totally integrated information and control system

DATAVISION II, Massey Ferguson's new monitoring, control and information system, provides a uniquely comprehensive picture of combine performance and harvesting data. It is now standard equipment on all MF 30/40 Series combines.

Integrated – so what?

What does an integrated system do for you? Well, it means that the whole combine was designed and built with the electrical system as an integral part. Most other combines have gauges and monitors added on, or options, as designers develop new ideas. But in the MF30/40 series, the integrated design means greater reliability and less cost.

New DATAVISION II

The new, enhanced version of DATAVISION:

- provides even more information
- displays information more clearly
- gives even easier access to the information, via the touch sensitive screen and remotely from the new multi function control lever
- has integrated yieldmapping (when specified)
- is now transferable to MF 6100 and 8100 Series tractors, forming the basis of the Massey Ferguson FIELDSTAR™ 'Precision Farming' system

DATAVISION II at work

From the moment the ignition key is turned on, the driver's focal point becomes the DATAVISION II 'terminal'. There's no need to scan endless rows of gauges, buttons and lights because at the touch of the 'LCD' touch-sensitive screen, information on combine performance, settings,

service and even crop yield (optional), is presented clearly and concisely. Also, if a malfunction occurs, DATAVISION II will warn the driver or, in the event of a potentially damaging problem, shut down the engine.

DATAVISION II grows wiser as it grows older


DATAVISION II is unique. It can 'grow wiser as it grows older'. As our engineers develop new ideas or new systems, DATAVISION II can be updated via the smartcard in the side of the terminal, just the same as adding software to your farm computer. With the speed of change of technology and information systems, it means that even in five or ten years time, your combine can have the latest technology fitted.

Again, Massey Ferguson moves ahead of the rest.

DATAVISION II data print-out

A printer, mounted in the overhead console, provides a print-out of the most important information: on crop yield, total tonnes harvested, service points, hours worked and harvesting settings

Simple control, from either the touch-sensitive screen, or remotely from the multi-function lever (inset, right)







MASSEY FERGUSON

40

Head first into any challenge

The Freeflow table offers outstanding performance and versatility in a wide variety of crop types.

Reel Control

Reel control is effortless, simple and accurate. At the touch of a button, infinitely variable control of reel speed, fore and aft position and height ensures that crop is presented ideally for a smooth flow.

Serrated knife

With heavy duty wobble box drive for consistent performance in the heaviest

Large diameter auger


The auger has deep flights to handle all your crops, and a slow speed to convey podded crops more efficiently.

Auger and elevator reverser

Engaged electrically at the press of a button and with a locking pawl to guarantee full reversing power, any blockage can be cleared ...fast.

Preset height control

Enabling a quick return to a preset cutting height, preset height control makes headland turns quicker and easy.




crops. Clean-cut action to tackle linseed and grasses effortlessly.


Smooth table bottom

With armoured steel skid plates the table bottom is shaped to follow the ground when you need to cut low.

Yes, total control of all in front of you. For maximum threshing performance, Freeflow gathers the crop in perfectly, while you sit back and relax.



Inset above: Datavision II, showing pre-set table height



A wide choice of high performance tables

The unique Powerflow table powers your crop into the auger to eliminate shatter losses and give a continuous flow, no matter what the conditions. Although you may only gain up to 15% increase in output in standing cereals, Powerflow outperforms all other headers in Rape, Linseed, Beans, Rye, Peas. In fact, if you harvest anything other than standing cereals, there really is no other choice, it's simply the best.

Powerflow retains all the features of the Freeflow table and incorporates four belt speeds and 2 auger speeds to perfectly match your crop



conditions. Harvesting has never been so easy, just ask anyone who takes the Powerflow option.

Maize and Sunflower headers

Quick-attach MF maize and sunflower headers are available as an option for all MF 30/40 series combines. Maize headers up to 8 row capacity are available in 700, 750 and 800 mm row spacings. The low



profile and smooth shape of the row dividers ensure smooth flow of the crop even in laid conditions. Snapping plates are adjustable, depending on stalk thickness and factory fit stalk choppers are available.

Sunflower headers in 6 or 8 row versions are designed for high forward speeds without crop loss.

Either belt or chain gathering systems, adjustable to match the machine forward speed, give consistent feed.


The standard table reverser also reverses the header gathering chains, auger and elevator to clear any blockages.



MF Sunflower table with (inset) detail of the gathering belts. (Some versions are fitted with gathering chains)



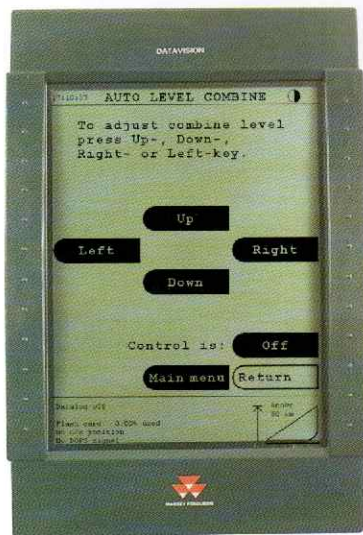
Specialist MF maize header for exceptional performance



Smooth out your harvest with AUTO LEVEL

Reduced capacity and losses when harvesting on slopes are a thing of the past. Massey Ferguson's AUTO LEVEL Combine is the ideal solution.

Unlike most other systems which only level the shaker shoe, the entire combine body is levelled, maintaining an even spread of crop material over the full width from the table elevator right through the combine. And check out how little it adds to the cost of the combine to avoid those ups and downs in output.



DATAVISION II's watchful eye - DATAVISION II keeps a constant check on all of the auto-levelling functions. From initial set up, to monitoring whilst in automatic mode and warning you if the slope gets too severe, then DATAVISION II keeps you in total control. And, of course at any time you just touch the screen to find out how the combine's performing.

Designed to be simple and reliable as well as efficient, having the entire body of the combine self levelling takes away those side loads when the machine is working on a hillside, so longer life of bearings and shafts is just an added benefit to the output you gain.


And, of course, we haven't forgotten you the driver. When you are harvesting across slopes of up to 25% you are still sitting upright, so there's even less stress and fatigue during a long day on your Massey Ferguson AUTO LEVEL combine.

AUTO LEVEL table


Independent of the combine body, the AUTO LEVEL table automatically maintains an even cutting height across its full width. Controlled by mechanical ground sensors, the cutterbar will follow all the ground contours. With the ability to tilt by eight degrees up or down, a 20ft (6.1m) table for example, can have one side 31 in (800 mm) higher than the other to accommodate undulations in the ground.

So while the combine takes care of sloping land and varying crop conditions, you can concentrate on other important harvesting tasks.

AUTO LEVEL combines and AUTO LEVEL tables are optional specifications on MF 32-40 models.



Standard final drives rotate around axles, by means of interconnected hydraulic rams.

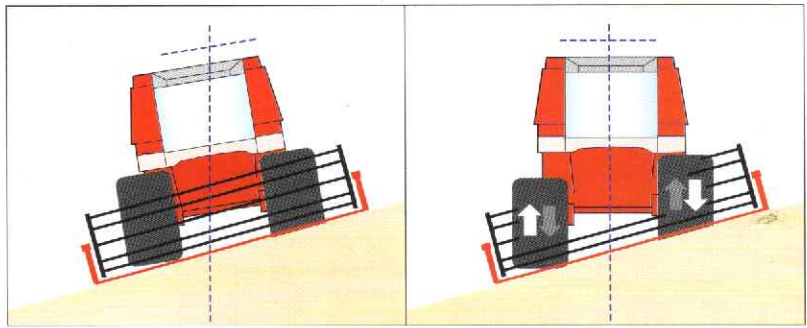


Pivoting section on the front of the elevator enables the AUTO LEVEL TABLE to follow ground contours.



**Right: Standard combine with
with AUTO LEVEL table**

**Far right: AUTO LEVEL
combine. The combine
body remains level as
wheel movement
compensates for the
slope**



**Auto level table
(MF 32-40)**



Yield mapping: the heart of MF's Fieldstar™ Precision Farming system

Massey Ferguson's Fieldstar™ Precision Farming system can be used to increase the profit from growing arable crops on your farm. The basis of Fieldstar™ is to provide a yield map to show variations in the crop yield across a field. Actions can then be taken to improve yield or reduce costs to maximise the profit from growing the next crop.

Yield mapping - the foundation of Fieldstar™

Yield mapping is based on correlating two sets of recorded data – crop yield and combine position. To be

valuable, this data has to be very accurate.

Massey Ferguson's exclusive yield meter, which measures the mass of grain flowing into the combine's grain tank is accurate to +/- 0.5%. As the system measures mass, it is not affected by a typical field's 20% hecto litre weight variations as volumetric systems are.

The combine position is measured to the optimum accuracy for yield mapping - the width of the combine - by a Global Positioning System (GPS) incorporated into DATAVISION II. The

position of the combine and the associated yield measurement is then recorded every 1.2 seconds during harvesting.

The MF system is simple to use, and fully automatic, so there are no additional complicated tasks for the driver. **You just go combining!**

Analysing the data

Having recorded the raw data whilst harvesting, the information can then be transferred to the office computer via the Fieldstar™ data card (Fig.1), the most secure method of handling vital information. Massey Ferguson's Fieldstar™ Mapping Programme can then quickly produce a yield map of the field (Fig.2).

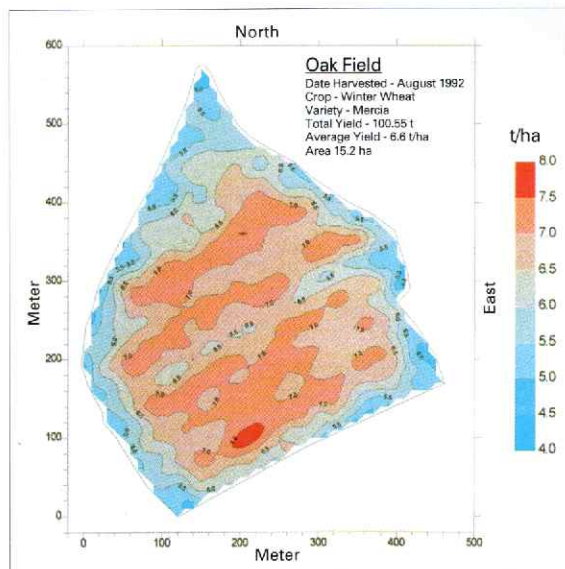
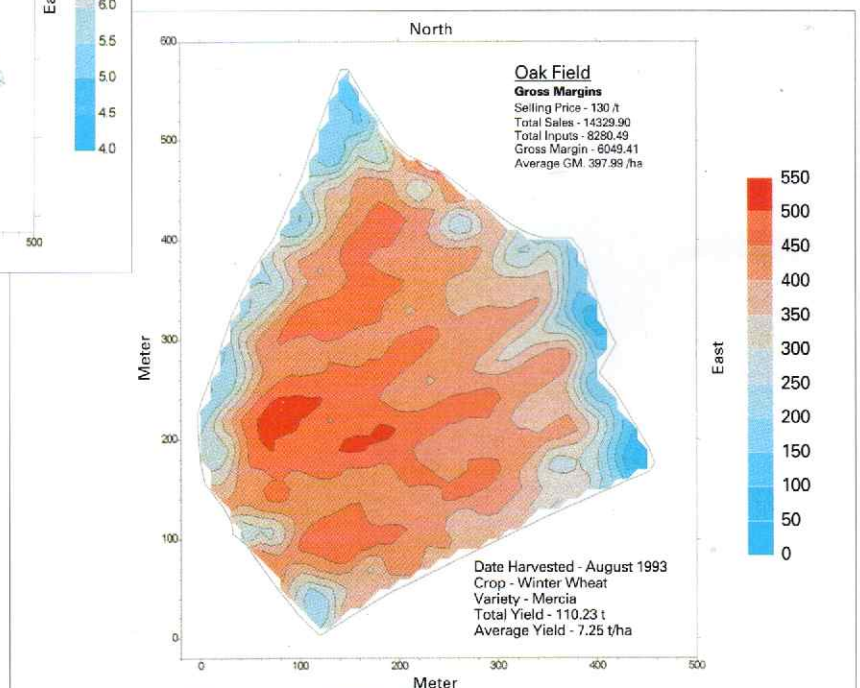


Fig.2. The yield map. Accurate raw data is collected to establish a database which can be processed at any time in the future to assist and support decisions

Fig. 3. Variation in gross margin is much greater than yield. That is a major reason for the need to yield map. Gross margin figures are in £.



Fig. 1. The Data Card is used to transfer information from the combine to the farm computer





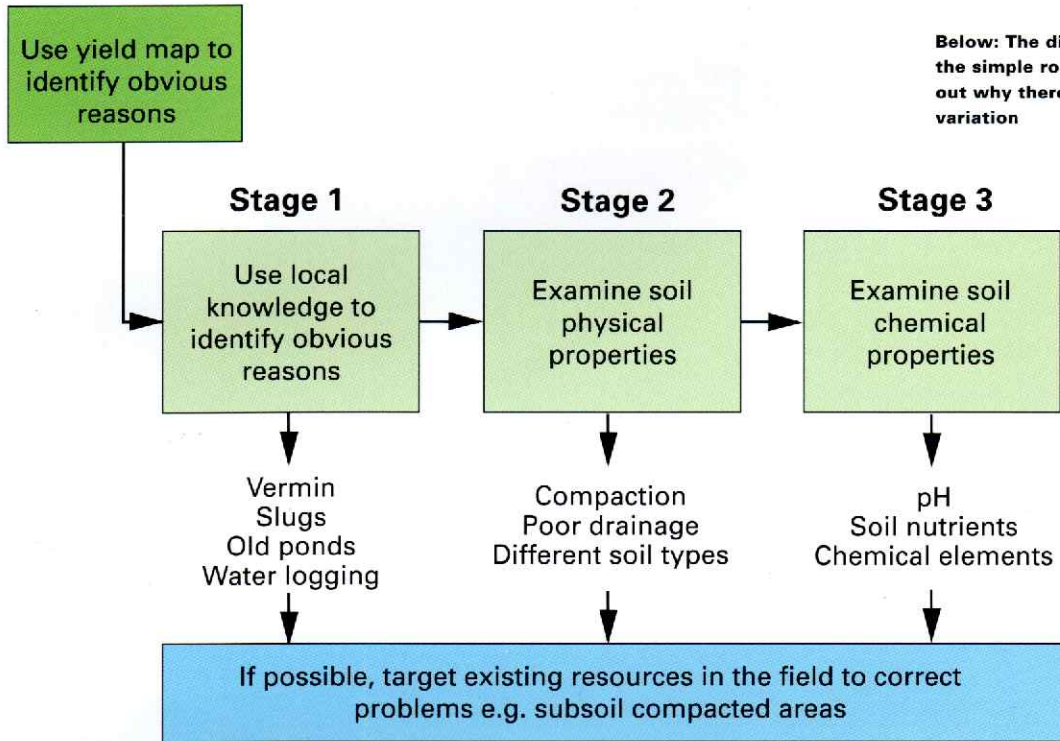
Massey Ferguson's yield mapping system has been awarded the prestigious RASE Gold Medal for 1996 for its contribution to the new technology of Precision Farming

Fieldstar's impact on gross margin


If the cost of growing a crop and its selling price is considered, the gross

margin map (Fig. 3), which is easily derived from Fieldstar™ mapping, clearly shows areas of the field that have under-performed. This should be compared with the fact that

inputs were applied at a uniform rate to give an even target gross margin of, in this case, £430 / ha. Further evaluation shows there is a potential to gain an extra £97 / ha.



Below: The diagram shows the simple routine to find out why there is yield variation



Terminal screen showing fertiliser plan. The white cross shows the position of the tractor and spreader

Transferring Fieldstar™ between your MF combine and tractor

Massey Ferguson's Fieldstar™ system now enables the transfer of the DATAVISION II terminal and the GPS system from the combine to a Massey Ferguson tractor.

As the next crop is being established, the driver can display a map of the relevant field on the terminal. Because the exact position of the tractor in the field is then displayed, it is possible to vary input rates – manually or automatically – as work progresses.

Into the future with Fieldstar™

The potential of Massey Ferguson's Fieldstar™ Precision Farming System is enormous. It is the most significant step forward in increasing farm profitability since the introduction of 'Ferguson System' tractor hydraulics.

Ask your MF dealer for a copy of the Fieldstar™ brochure, showing how you can profit from Fieldstar™.

Simple maintenance, and settings, for an easier harvest

The rolled steel chassis of the MF 30/40 Series combine forms an inflexible backbone with tremendous rigidity. This not only helps to keep components in alignment for longer life, but also helps to provide the near ideal weight distribution which gives excellent traction and stability in the field.

DATAVISION II makes servicing easy

Described throughout the brochure are the monitoring and control functions of DATAVISION II which



look after the combine. But just as importantly, it looks after maintenance too. Just touch the screen and it will indicate all the items that need attention at the next service interval. Press 'PRINT' and you then have a list to use around the machine. And of course, to make it even easier, all points are colour coded dependant on the service interval.

Easy cleaning of sieves

The 'cassette' type design of the grain pan and sieves facilitates easy removal for cleaning and also provides excellent access to the concave area. On the MF 38 and 40, the sieves are also in two sections for easy handling.

Easy service access

Access to all major components is excellent. Four large panels supported on gas struts open up to reveal unhindered access to belt tensioners, hydraulic and electrical systems and lubrication points.

The walk-in engine service bay is spacious, allowing you easy access to all service points around the engine and main drive belts.

Rotary air screen

The rotary air screen and radiators are easy to clean.

Stone trap

Access to the stone trap is from behind the wheel, so there's no need to crawl underneath the elevator.


Advanced electrical circuitry

The design and layout of the electrical system ensures easy fault finding. Each circuit has its own fuse and relay, so in the event of a failure, it's easy to trace the fault there is no interference with other functions. The fault is also displayed on the DATAVISION II screen.

Below: Four gas strut assisted panels provide excellent access to all main components. Easy access to the cab roof and radiators allows easy maintenance of air conditioning and the cooling system.



**Powerful engines
throughout the range,
with excellent service
access**



**Far right: A single
sealed unit houses
fuses and relays.**



Customise your combine to your crops with MF options

Constant Flow ensures maximum output from your combine ... hour after hour, day after day. To achieve this, Datavision II monitors the load on the threshing mechanism, then Constant Flow maintains the load by automatically varying forward speed. Because combines are designed to work at their best under constant load, this keeps your combine working at peak efficiency. This gives maximum output, a consistent sample and reduced grain loss, but more importantly more profit for you.

Automatic Reel Speed Control takes away the task of frequently varying reel speed as forward speed changes.

Field Pressure Control is for use with low growing or laid crops, and allows the header to float along the ground. Maintaining a minimal pressure on the header bottom prevents bulldozing but allows you to 'glide' under these difficult crops.

Slope control extension (Fig.1) - prevents trickle losses from the sides of the top sieve on hillsides.

1



Yield meter - Field trials show that most fields vary in yield by up to 100%. Massey Ferguson's yield meter, normally accurate to +/- 0.5% can give you spot yield, mean average and total yield for the field.

Although it is also the basis for yield mapping, in it's own right the yield meter provides valuable data on crop harvested.

Straw chopper vibration Datavision II gives a warning if a knife blade brakes on the chopper or if dirt accumulates on the blades.

2



Returns overload alarm - warns if too much material is being recycled around the returns system.

Wide tyres and Terra tyres - reduce field compaction.

Vertical knife (Fig.2) - available for both right and left hand table sides. Vertical knives increase output and prevent seed losses in tall crops such as oil-seed rape, mustard and beans.

3



4



High table back (Fig.3) - reduces header losses in tall crops.

Table trailer (Fig.4) - a table trailer is available for all types and sizes of header. Simple, effective clamping arrangements make loading and unloading quick and safe, saving time when moving from field to field.

Round hole sieves - in 2.5 and 5 mm sizes for that super clean sample in small seed crops.

Perforated screens - for peas and beans the screens allow dirt to fall out on to the floor.

Bow dividers (Fig.5) - for handling laid crops and especially grass seeds, bow dividers give a clean cut without seed loss.

Electric control of unloading auger cover (Fig.6) - ideal when harvesting in variable moisture conditions and grass seeds. Enabling accurate adjustment from the cab, this feature ensures easy unloading in all conditions.

Chaff spreader (Fig. 7 and 8)


- Hydraulically driven, the twin disc spreader distributes chaff across the full cutting width. Swings easily backwards for access to the sieves.

Electric adjustment of straw deflectors - giving easy adjustment from the cab, this option is ideal on hillsides or in windy conditions to ensure chopped straw is not blown into the uncut crop.

Rear wheel drive (Fig.9) - gives you more traction on steep gradients and in muddy conditions.

Printer for Datavision II. - provides print out information data to be retained. i.e. Yield information.

Grain loss monitors - to give you that all important performance data.



30/40 Series combines

● = Standard ○ = Optional N/A = Not Available

		MF 30	MF 32	MF 34	MF 36	MF 38	MF 40
Table							
Cutting width - Freeflow	m (ft)	3.72 (12)	4.34 (14)	4.34 (14)	4.34 (14)	5.56 (18)	5.56 (18)
		4.34 (14)	4.95 (16)	4.95 (16)	4.95 (16)	6.1 (20)	6.1 (20)
		4.95 (16)	5.56 (18)	5.56 (18)	5.56 (18)	6.7 (22)	6.7 (22)
- Powerflow	m (ft)	3.72 (12)	4.34 (14)	4.34 (14)	4.34 (14)	5.56 (18)	5.56 (18)
		4.34 (14)	4.95 (16)	4.95 (16)	4.95 (16)	6.1 (20)	6.1 (20)
		4.95 (16)	5.56 (18)	5.56 (18)	5.56 (18)	6.7 (22)	6.7 (22)
Knife speed	strokes/min	1 080					
Pre-set height control		●	●	●	●	●	●
Short harpoon dividers		●	●	●	●	●	●
Table and elevator reverser		●	●	●	●	●	●
Pick-up reel							
6 bar bat/tine reel		●	●	●	●	●	●
Hydrostatic drive, 0-50 rev/min		●	●	●	●	●	●
Hydraulic raise and lower, fore and aft		●	●	●	●	●	●
Crop elevator							
Chain and 'U' bar slats		●	●	●	●	●	●
Side opening stone trap		●	●	●	●	●	●
Hi-inertia cylinder							
Width	mm (in)	1 400 (55.1)			1 680 (66.5)		
Diameter	mm (in)	450 (17.7)			600 (24)		
Speed range	rev/min	550-1 500			390-1 120		
Peripheral speed	m/sec	12.9-35.3			12.3-36.1		
	ft/sec	42.3-115.8			32.7-117.3		
Concave							
Number of bars		12			13		
Angle of wrap	degrees	117					
Area	m ² (in ²)	0.72 (1 116)		0.88 (1 364)		1.06 (1 643)	
Straw walkers							
Number/number of steps		5/5				6/5	
Effective separation area		5/5		6/5		6/5	
- less Rotary Separator	m ² (in ²)	6.3 (9 760)	6.3 (9 760)	6.4 (9 900)	N/A	7.4 (11 471)	N/A
- with Rotary Separator	m ² (in ²)	N/A	8.3 (12 858)	N/A	8.3 (12 858)	N/A	9.9 (15 346)
Shaker shoe							
2 adjustable sieves		●	●	●	●	●	●
Sieve area	m ² (in ²)	4.5 (7 000)	4.5 (7 000)	4.5 (7 000)	4.5 (7 000)	5.3 (8 200)	5.3 (8 200)
Returns system							
		Cylinder			Rethresher		
Fanning mill							
Centrifugal		● single			● double		
Speed range	rev/min	450-1 050					
Adjustment		Electric					
Grain tank							
Capacity	litre (bushel)	5 200 (147)	*5 200 (147)	6 400 (180)	6 400 (180)	7 900 (225)	7 900 (225)
Discharge time (approx.)	sec.	100					
Discharge height	m (in)	3.7 (146)			4.3 (170)		
Grain tank full warning beacon		●	●	●	●	●	●

* 6 200 litre (175 bushel) grain tank available as an option



		MF 30	MF 32	MF 34	MF 36	MF 38	MF 40
Engine							
Power	kW (DIN hp)	110 (150)	129 (175)	147 (200)	162 (220)	194 (265)	219 (300)
Type		620 DSL	620 DSL	612 DSL	612 DSL	612 DSJL	612 DSJL
Number of cylinders		6	6	6	6	6	6
Aspiration		Turbo	Turbo	Turbo	Turbo	Turbo/ Intercooler	Turbo/ Intercooler
Fuel tank capacity	litre (Imp. gal)	400 (88)	400 (88)	600 (132)	600 (132)	600 (132)	600 (132)
Transmission							
Hydrostatic		●	●	●	●	●	●
Number of gears		3					
Speed range	km/h (mile/h)	0-26 (0-16.1)					
Tyres							
Front		23.1/18-26	23.1/18-26	24.5R32	24.5R32	24.5R32	30.5LR32
Rear		12.5/80-18	15.0/70-18	15.0/70-18	15.0/70-18	500/60-22.5	500/60-22.5
Brakes							
Hydraulic operation		●	●	●	●	●	●
Hand operated parking brake		●	●	●	●	●	●
Cab							
Integral, pressurised, tinted glass, two mirrors		●	●	●	●	●	●
Air conditioning		●	●	●	●	●	●
DATAVISION II		●	●	●	●	●	●
Weights and dimensions (standard table)							
Overall length	m (in)	9.57 (376)	9.57 (376)	9.87 (388)	9.87 (388)	9.87 (388)	9.87 (388)
Width - less table	m (in)	3.37 (132)	3.37 (132)	3.40 (134)	3.40 (134)	3.50 (138)	3.81 (150)
- With optional wheels	m (in)	3.47 (136)	3.47 (136)	3.50 (138)	3.50 (138)	3.80 (150)	4.40 (160)
Overall height	m (in)	3.92 (154)	3.92 (154)	4.00 (157)	4.00 (157)	4.00 (157)	4.00 (157)
Weight, in work	kg (lb)	10 300 (22,706)	10 300 (22,706)	10 700 (23,588)	10 700 (23,588)	12 500 (27,557)	12 500 (27,557)
Variable equipment							
AUTO LEVEL combine		N/A	○	○	○	○	○
Straw chopper		○	●	●	●	●	●
Chaff spreader		○	○	○	○	○	○
Auto level table		N/A	○	○	○	○	○
Vertical knives		○	○	○	○	○	○
Long adjustable dividers		○	○	○	○	○	○
Table trailer/winch		○	○	○	○	○	○
Maize header†		○	○	○	○	○	○
Sunflower table†		○	○	○	○	○	○
High table back for Freeflow table		●	●	●	●	●	●
Round hole sieve		○	○	○	○	○	○
Slope control sieve		○	○	○	○	○	○
Yield meter/mapping		N/A	○	○	○	○	○
Auto sensing		N/A	○	○	○	○	○
Constant Flow		N/A	N/A	○	○	○	○
Rear wheel drive		○	○	○	○	○	○
Optional front wheels		28 LR 26	28 LR 26	30.5 LR 32	30.5 LR 32	30.5 LR 32 73 x 44-32	- 73 x 44-32

† Not available in UK

Massey Ferguson... top quality support for a carefree harvest

Quality support

Massey Ferguson's dealer network is one of the most extensive available. Backed by the huge resources of the world's leading tractor maker. A network of combine professionals dedicated to providing the highest level of support.

Operator training

Massey Ferguson has an enviable reputation for high levels of training throughout the world. These high standards are also applied to the operator training courses that are available to everyone who buys a Massey Ferguson combine. Run at Stoneleigh, England, these courses can make a tremendous difference in getting the most out of your investment.

After sales service

MF dealers are committed to a high level of customer service, both during the harvest and during out of season service. Our dealers are equipped with special tools and diagnostic equipment, and skilled technicians committed to keeping your combine operating at its original level of efficiency and reliability.

MF parts back-up

Massey Ferguson branded parts benefit from the same quality controlled manufacturing standards as our machines. And you can be confident of fast parts support, both from your MF dealer and Massey Ferguson's emergency parts service, which gives an unsurpassed overnight delivery during harvest time, to guarantee minimum down-time.

Every Massey Ferguson combine comes with a two year warranty as standard. An optional third year warranty is available. Please ask your dealer for details.

Specifications are subject to change without notice and may vary from country to country. Please check with your Distributor or Dealer at the time of placing your order.

Massey Ferguson is a wholly owned subsidiary of AGCO Corporation.

