


# Meet the **Eliminators™**

*QUENTIN  
CURTIS*



# Advanced technology . . . To Eliminate



Eliminate complex mower control  
Grip'n Go

Eliminate stooping to start mower  
Zone start.

Eliminate clipping guesswork  
View window

Eliminate too fast/too slow moving  
Optional two speeds

**Bolens Eliminator**  
Bagging and mulching mower  
**Plus™**


# *the hard work from yard work . . . .*

Eliminate frequent grass disposal  
1.8 bushel capacity

Eliminate clumsy clipping disposal  
Flip-top bag

Eliminate grass bagging  
Mulcher attachment

Eliminate awkward height adjustments  
Single lever control



**Eliminate the Work. . . . of Lawn Care**



8371

# **Bolens Eliminator**

Bagging and mulching mower

# **Plus™**


Meet the most advance mower on the market...The Bolens Eliminator Plus Bagging and Mulching Mower.

Dependability to eliminate the hard work from your lawn work...this mower is the best you can buy!

**Eliminate Difficult Bag Emptying.** Our flip top bag cover opens to reveal the easy to lift, easy to empty grass bag. No small openings for grass to clog and no zippers to become jammed.

**Eliminate Unnecessary Bag Emptying.** The see through viewing area makes it easy to check on the bag fill level. No need to stop and open the bag every few minutes. A real time saver!

**Eliminate Multiple Height Adjustments.** One easy-to-turn handle adjusts all four wheels at the same time! A real work and time saver for you.



**Eliminate Raking Forever!** Using either the easy-to-use rear bagging system or the famous Bolens mulching system you can retire your lawn rake permanently.

**Eliminate Grass Clipping Pick-Up.** This new Eliminator Plus features over 20 years of Mulching Excellence. Proven by 100's of 1,000's of homeowners.

**Eliminate Mixing Fuel.** Don't bother to mix gas and oil before fueling your Bolens. Just pour in regular or unleaded gasoline as you buy it from the service station.

**Eliminate Bending to Start.** Both our electric start unit and zone recoil start models can be started from the operator's position. Another work and time saver.

**Eliminate Repair Cost.** Of course, you're buying Bolens quality! Over 60 years of experience in the lawn care industry and a proven reputation say more than any amount of words.

Now you know why we call our newest Bolens product the Eliminator Plus. It's a rear bagging mower...It's a mulching mower... Plus it's a whole lot more!



8362

# Eliminates The Work Of Bagging



8643

# Bolens Mulching Mowers

## Over 20 Years of Proven Performance

### Patented Design

Originally developed and patented back in the 1960's, the Bolens Mulching Mower design has been tested and proven by the real experts — the hundreds of thousands of home-owners who own Bolens Mulching Mowers.

### Best Mulcher Available

Since inventing the original concept, our engineers have constantly tried to improve on the efficiency of the design — and have confirmed that the original has unbeatable lift force, clipping recirculation and reduction plus uniform dispersal.

While users of conventional mowers spend extra time in raking, bagging and clean-up, you can groom your lawn in a single pass with a Bolens Mulching Mower...mulching and fertilizing as you mow!

### Three Models Available

Top of the line model 8555 features a 5 HP Tecumseh engine, 22 inch cutting width, self-propelled drive and 14 volt key electric start. Model 8643 is also a 22 inch wide model with a 4 HP Briggs and Stratton engine and is self-propelled. The model 8623 has 3½ HP Briggs and Stratton engine and a 20 inch cutting width.

### Optional Bag Attachments



When the exclusively designed blade spins, it creates a suction within the chamber to straighten up the grass before the blade cuts it. Then while the clippings are still airborne in the chamber, the multi-pitch blade cuts and re-cuts them before driving them down into the soil, out of sight.

These tiny particles of grass quickly decompose, returning nitrogen to the soil and fertilizing it each time you mow. It's true: research conducted by university agronomists and independent turf experts has shown that removing clippings also

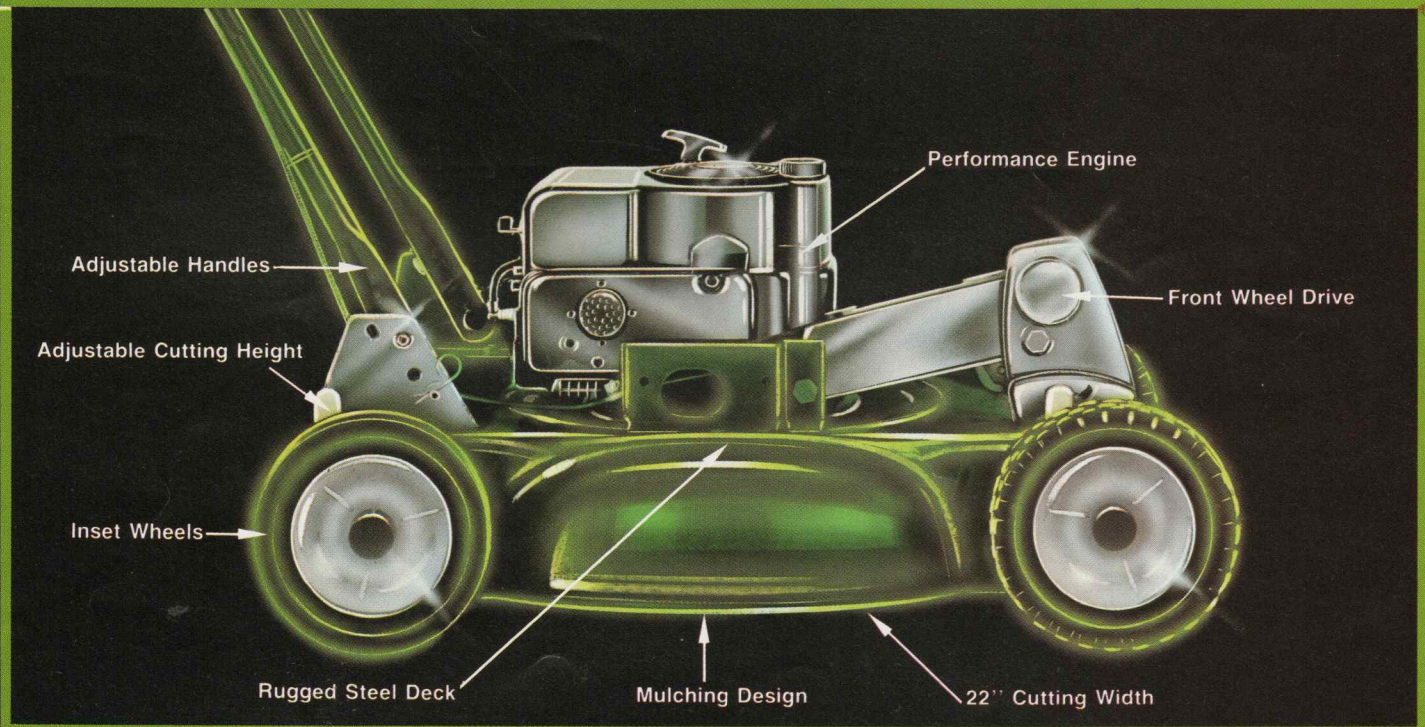
removes valuable nitrogen and other natural ingredients needed for a healthy lawn.

### No Bagging No Raking

One secret of the Bolens Mulching Mower's unique success is its patented cutting chamber and special blade: no other mower is quite like it. The high dome-like sides are actually a specially designed aerodynamic shape that's an integral part of the mulching operation.

### Extra versatility: 3 mowers in 1

For most mowing, you can't beat the Bolens Mulching Mower. Yet, there are times when you may want to collect your grass clippings or use a side discharge. With the optional Bolens converter kit, you can change to a rear bagging or side discharge mower in just minutes. When bagging, the clippings are thoroughly mulched before being discharged into bag, so bag needn't be emptied so often. Changing back to the Bolens Mulching Mower can be accomplished in only a few minutes so you can again receive the benefits of mulching. Of course, one of the best reasons to buy is the name Bolens. Over 60 years of leading the industry in innovation and quality guarantee that when you buy Bolens...you've bought the best.



*When You Only Need The Best . . .*



8610

# Side Discharge Mowers

## Economy and Quality from Bolens

### New From Bolens!

Now you can have Bolens quality in an economical mower built for trimming and for cutting smaller lots.

### Powerful Engine

This 20 inch cutting width mower is equipped with a powerful 3½ HP Briggs and Stratton engine. You never need to mix your fuel with this 4-cycle model. Just use regular or unleaded gasoline straight from the pump.

### Tough Steel Deck

The heavy steel deck and Bolens tough electrostatic paint insures long mower life.

### Safety First

Safety is always first with Bolens and this model includes many features which have gained it the Outdoor Power Equipment Institutes' certification of meeting all applicable safety standards.

### Zone Starting

You can start this model by pulling the starter rope mounted in the handle. No need to leave the operator's position.

The drag flap prevents stones and other debris from striking the operator's feet and also keeps feet away from the mower blade.

### Easy Height Adjustments

It only takes a moment to change to any of seven height adjustments from 1½" to 3⅛".

Loosen two knobs and the mower handle folds quickly for compact storage.

### Optional Bag Attachment

Another quick change is available by raising the discharge chute and adding the large capacity optional side bagging attachment.

Put this all together and you have a mower with exceptional quality at an economical price.

Buy Bolens.....we eliminate the hard work from yard work.



8610

# *Eliminate The Work From Garden Chores*



# Front and Rear Tine Tillers

## New Work Eliminators From Bolens

### Built Tough Tillers

Bolens now offers two models of walk behind tillers. Both are equipped with 5 HP Briggs and Stratton engines that will help eliminate the hard work from gardening chores.

### Rear Tine Tiller - Choice of the Pros

If you want a rugged, durable tiller which will perform any task with ease....choose a rear tine tiller from Bolens.

16 heavy-duty 12 inch diameter bolo tines pulverize soil in an 18 inch tilling width. Plants will flourish in the loose, aerated soil left in the wake of this tiller.

### Swing Handle

The 24 position swing handle allows you to walk on solid ground and not over the

area you have just tilled. Eight side to side and three height adjustments combine to make the 24 positions. Any operator will experience comfortable, one-hand tilling.

Transportation is easy with the hub lock-outs which allow free-wheeling movement. The reversable handle also makes powered transport easy and is space-saving for storage.

### Front Tine Tiller - Big Enough for Tough Jobs.

The sealed chain drive on our front tine model delivers enough useful power for sod busting and heavy tilling jobs. It's also compact enough for between-the-row cultivation.

### Adjustable Tilling

The 16 - 14 inch diameter bolo tines can be adjusted for tilling widths of 12, 20 and 26 inches. Depth can be controlled down to 8 inches.

Special attention should be directed to the sturdy construction. The heavy duty chain runs in oil and is completely protected from damaging dirt and debris. Needle bearing construction promises long, smooth operation.

Sturdy handles, free wheeling neutral, plus easy to use controls, assure you of long, dependable pleasant operation.

**Bolens Walking Tillers - Dependability to eliminate the hard work from yard work.**



## CRITICAL SPECIFICATIONS: WALKING MOWERS AND TILLERS

	Eliminator Plus™			Mulching Mower™			Side Discharge	Rotary Tillers	
	8352 Hand Propelled	8362 Power Propelled	8372 Power Propelled	8623 Hand Propelled	8643 Power Propelled	8556 Power Propelled	8610 Hand Propelled	2152 Front Tine	2162 Rear Tine
Engine	Briggs & Stratton 3½ hp/2.6 kW 4 cycle	Briggs & Stratton 4 hp/3 kW 4 cycle	Tecumseh 5 hp/3.7 kW w/Alternator 4 cycle	Briggs & Stratton 3½ hp/2.6 kW 4 cycle	Briggs & Stratton 4 hp/3 kW 4 cycle	Tecumseh 5 hp/3.7 kW w/Alternator 4 cycle	Briggs & Stratton 3½ hp/2.6 kW 4 cycle	Briggs & Stratton 5 hp/3.7 kW	Briggs & Stratton 5 hp/3.7 kW
Starter	Zone Recoil	Zone Recoil	12 Volt Key Electric w/Aux. Recoil	Zone Recoil	Zone Recoil	12 Volt key Electric w/Aux. Recoil	Zone Recoil	Vertical Recoil	Vertical Recoil
Ignition	Solid State	Solid State	Solid State	Solid State	Solid State	Solid State	Solid State	Solid State	
Type of Mowing/Bagging									
Rear Grass Bag	Standard	Standard	Standard	N. A.	Optional	Optional	N. A.	—	—
Mulching	Standard	Standard	Standard	Standard	Standard	Standard	N. A.	—	—
Side Grass Bag	N. A.	N. A.	N. A.	N. A.	N. A.	N. A.	Optional	—	—
Side Grass Discharge	N. A.	N. A.	N. A.	N. A.	N. A.	N. A.	Standard	—	—
Cutting Width or Tilling Width	21"/53cm	21"/53cm	21"/53cm	20"/51cm	22"/56cm	22"/56cm	20"/51cm	Adj. 12-26"/31cm - 66cm	18"/46cm
Cutting Height Tilling Depth	¾" to 2¾" 1.9 cm to 7 cm	¾" to 2¾" 1.9 cm to 7 cm	¾" to 2¾" 1.9 cm to 7 cm	¾" to 2¾" 1.9 cm to 7 cm	¾" to 2¾" 1.9 cm to 7 cm	¾" to 2¾" 1.9 cm to 7 cm	1½" to 3¼" 3.8 cm to 8 cm	1" to 8" 3 cm to 20 cm	1" to 9" 3 cm to 23 cm
Throttle Control	Console	Console	Console	Engine	Engine	Console	Engine	Engine	Console
Wheels	8" x 1.75	8" x 1.75	8" x 1.75	8" x 1.75	8" x 1.75	8" x 1.75	8" x 1.75	10" x 1.75 26 cm x 4.5 Semi-Pneumatic	13" x 5.00-6 33 cm x 12.7 - 15.2 Pneumatic
Washout Port	No	No	No	No	No	Yes	No	—	—
Tiller Drive	—	—	—	—	—	—	—	—	Belt to tiller and traction chain case
Tine Drive	—	—	—	—	—	—	—	Chain and Gear	Double Reduction Chain
Shipping Wt.	80 lbs/36kg	97 lbs/44kg	104 lbs/47kg	60 lbs/27 kg	80 lbs/37 kg	93 lbs/42 kg	67 lbs/30 kg	140 lbs/63 kg	310 lbs/141 kg

# Bolens®

**Bolens Corporation**  
**215 South Park Street**  
**Port Washington, Wisconsin 53074**

The information contained herein in general in nature and is not intended for specific application purposes. Equipment delivery subject to availability at time of sale. Bolens Corporation reserves the right to make changes in specifications shown herein, add improvements, or discontinue manufacture at any time without notice or obligation.

**Operate equipment safely.** Bolens equipment is provided with many safe-guards, but statistics prove that most accidents result from operator negligence. To prevent accidents, read your owner's manual before use. Your Bolens dealer will be glad to answer any questions on proper operation.

All Bolens mowing equipment meets the latest O.P.E.I. safety standards. Look for this label on the out door power equipment you purchase. Bolens power equipment is manufactured by Bolens Corporation, 215 So. Park St., Port Washington, WI 53074.



All Bolens lawn mowers meet or exceed CPSC blade safety requirements.

Bolens Eliminator Plus and Bolens Mulching Mower are trademarks of Bolens Corporation.  
 Form No. 553821. Printed in U.S.A.



## Eliminating The Hard Work From Yard Work