

**CASE IH**  
AGRICULTURE

**AXIAL-FLOW® SERIES**

**MODELS 7120, 8120, 9120**



# FOR THOSE

EVERY SINGLE DAY, YOU DEMAND MORE. MORE FROM THE LAND. MORE FROM YOURSELF. MORE FROM YOUR EQUIPMENT. WHICH IS WHY WE ALSO DEMAND MORE. MORE POWERFUL ENGINES. MORE PRODUCTIVITY-BOOSTING FEATURES. MORE APPROACHABLE AND KNOWLEDGEABLE CASE IH EXPERTS. AND WE DO ALL THIS TO BETTER SERVE YOU AND THE NEEDS OF YOUR OPERATION.

DEMAND THE BEST WITH CASE IH AXIAL-FLOW® COMBINES. AXIAL-FLOW® COMBINES HAVE BEEN PROVIDING INDUSTRY-LEADING POWER AND INNOVATION GLOBALLY TO FARMING OPERATIONS FOR THE LAST THIRTY YEARS. OVER THE LAST THREE DECADES AXIAL-FLOW® HAS STOOD FOR TOP QUALITY GRAIN, FUEL EFFICIENT POWER GROWTH, INDUSTRY-LEADING CAB COMFORT AND INCREASED PROFIT-PER-HECTARE. DEMAND MORE PERFORMANCE AND EFFICIENCY IN YOUR OPERATION - DEMAND THE BEST WITH CASE IH AXIAL-FLOW® COMBINES.



# WHO DEMAND MORE



- 4 THE CONCEPT
- 6 CASE IH HEADERS
- 8 SINGLE ROTOR TECHNOLOGY
- 10 CLEANING, GRAIN MANAGEMENT
- 12 RESIDUE MANAGEMENT
- 14 OPERATOR ENVIRONMENT
- 16 ENGINE
- 17 DRIVELINE
- 19 SERVICEABILITY
- 20 ADVANCED FARMING SYSTEMS
- 22 OUR SYSTEMS APPROACH
- 23 SPECIFICATIONS


**Get full potential out of every acre.** AFS Advanced Farming Systems helps you in the drive to maximise yield with AccuGuide and yield mapping.

**Commanding position for high-earners.** Benefit from the business-class environment fitted as standard.

**Optimised management, optimised earnings.** Efficient X-Tra Force™ cleaning system with a large cleaning area for high yield cleaning even in damp or difficult crop conditions.

**Power by tradition.** Engine performance is tuned to match the demands of single rotor harvesting.

# CASE IH AXIAL-FLOW®. THE ROTARY REVOLUTION.



**Full range of Case IH headers available.** Take delivery of your combine with a grain or corn header from the harvesting professionals.

**Industry leading drive system.** Less belts means less complexity and more uptime.

**Unsurpassed accessibility** for easy Service ability.

**Best chop performance for quality straw bales.** New 126-blade straw chopper (8120, 9120) delivers optimum material to the field for minimum tillage operations and well formed windrows for high capacity baling.

**Reliable return on investment.** Renowned simplicity, long operating life and high resale value ensure low cost of ownership.

**New rotor drive** for high power transmission.

**Earn more from your harvest.**

Top quality grains ensure a consistent sample and more revenue per acre.

# THE CONCEPT

## MAXIMUM YIELD FOR MAXIMUM PROFIT.







THE SUCCESS OF YOUR BUSINESS IS MEASURED BY THE PRICE YOU EARN FOR YOUR CROP. WHATEVER THE CHALLENGES OF THE GROWING SEASON YOU ONLY HAVE A SINGLE OPPORTUNITY TO GET THE CROP FROM THE FIELD TO MARKET IN PERFECT CONDITION. NO OTHER COMBINE DOES THAT AS EFFECTIVELY AS THE AXIAL-FLOW®. EACH GRAIN IS HANDLED WITH CARE, REFLECTING ITS WORTH.

**Increase your profit.** Thanks to the ST single rotor design, the Axial-Flow® produces the best quality grain with minimised crackage and grain loss so you earn the highest price for your crop and top quality straw. A perfect sized combine range to extend the Axial-Flow® advantage to large sized operations. See a direct return on investment: earn more now, put an Axial-Flow® to work in your business.

**Reduce your costs.** With an Axial-Flow® you get industry-leading performance and quality for lower running costs. The engine is fuel efficient and delivers the power you need all day without refuelling. Thanks to the ST rotor fuel is saved even in moist straw conditions, allowing harvesting until late into the night. In addition you spend less time on maintenance because there are no drive belts to worry about. Uptime is maximised and servicing is simplicity itself.

**Rely on 30 years of rotary expertise.** The Axial-Flow® gives you peace of mind because you know it will deliver right the way through harvest. If there is a hiccup in the field you are back in the running in no time because Axial-Flow® combines enable you to reverse the feeder and rotor and increase concave clearance from the cab to free any blockage quickly and efficiently. Be confident in the knowledge that Case IH product support is first-class. We are always close at hand with expert knowledge on optimising Axial-Flow® combines for specific crops, top quality servicing and spare parts.



						
MODELS	5088	6088	7088	7120	8120	9120
Gross power ECE R120 <sup>1)</sup> at 2,100rpm [kW/hp(cv)]	205/279	227/309	254/345	268/364	313/426	360/490
Max. power ECE R120 <sup>1)</sup> at 1,950rpm [kW/hp(cv)]	216/294	246/335	269/366	310/422	345/469	390/530
Engine capacity (l)	8.3	8.3	9.0	9.0	10.3	13.0
Grain tank capacity (l)	8,800	10,570	10,570	10,580	10,580	10,580

1) ECE R120 correspond to ISO TR14396

▼ **For highest capacity.**

New 3050 header with 10.7m working width and an increased adjustable knife position of up to 57cm.

**High performance in all cereal conditions.** Choose between three header ranges for various crop conditions.

**Awesome maize harvesting performance.** Case IH 2100 corn headers are available in 6 and 8 row versions.

**Easy hook up.** A single hydraulic multicoupler and an electrical connector are used to hook up the header.



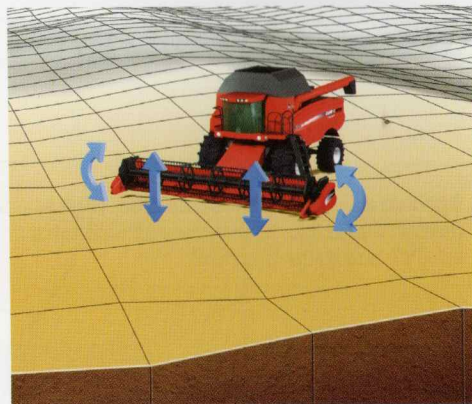
## A CASE IH HEADER FOR EVERY CROP.

TAKE DELIVERY OF YOUR AXIAL-FLOW® COMBINE WITH A CASE IH GRAIN OR MAIZE HEADER. WITH A CHOICE FROM THE TOTALLY NEW 3050 HEADER WITH 10.7M WORKING WIDTH, OR THE 2000 SERIES GRAIN HEADERS AVAILABLE FROM 6.1 TO 9.15M WORKING WIDTH. TOGETHER WITH THE 6 AND 8 ROW 2100 MAIZE HEADERS, CASE IH HAS THE IDEAL SOLUTION TO MEET YOUR BUSINESS NEEDS.

**Leading performance in all grain crops.** Two grain header ranges are available with fixed position knives. The entry level 2030 is a popular choice for conventional crops, whilst the 2040 with 15cm additional clearance between knife and auger provides increased performance in heavy crop conditions. On the 2050 and the new 3050 header, the knife position can be moved forward and backward from the cab, which is ideal for long stalked and really dense crops like oilseed rape.

**Expert performance in maize.** These hydraulically folding headers have been specifically designed for Axial-Flow® with strong shaft drivelines to ensure reliability. Cobs are precision picked and handled gently whilst the industry leading stalk chopper completes a perfect job. A consistent short chop length and even spreading of chopped material leaves a clean field behind.

**Optimum yield with Terrain Tracker.** The Terrain Tracker system is fitted to all grain headers as standard and optional on corn headers. This system is designed to keep the header parallel to the ground so that it automatically follows ground contours so that cutting height remains consistent.



▶ **Perfect ground hugging.** The Terrain Tracker header control system keeps the header parallel to the ground in undulating conditions.

▶ Electrical or hydraulic rape seed knives are available to operate in all rape seed conditions. The 3050 header is available with hydraulic rape seed knives only.



◀ **Automatic header recognition.** Saves you time in the field - no setup time required when changing headers.

◀ **Choice of feeder lift cylinders.** 75mm for draper heads up to 35 feet, 90mm for wider drapers and 12-row or more corn heads with chopping systems.

◀ **Automatic speed optimisation for corn header available.** Trims speed of corn header choppers to 575rpm for enhanced safety and extended service life.

◀ **For a perfect cut.** Knife position is adjustable over 50cm range on Case IH 2050 grain headers.

**Axial-Flow® rotor - the heart of the process.** Constant pitch impeller for top quality grain, crop adaptability and highest performance per hectare.

**Optimised concaves.** 180° of concave wrap for really high throughputs.

**New ST rotor (Small Tube) is standard.** For rice and tough straw conditions.

**New "hard thresh" rotor and concaves.** Twice the number of rasp bars to thresh out unwanted white caps in small grains.



**Perfect straw quality for baling operations.** Profit even more with a high quality straw harvest.

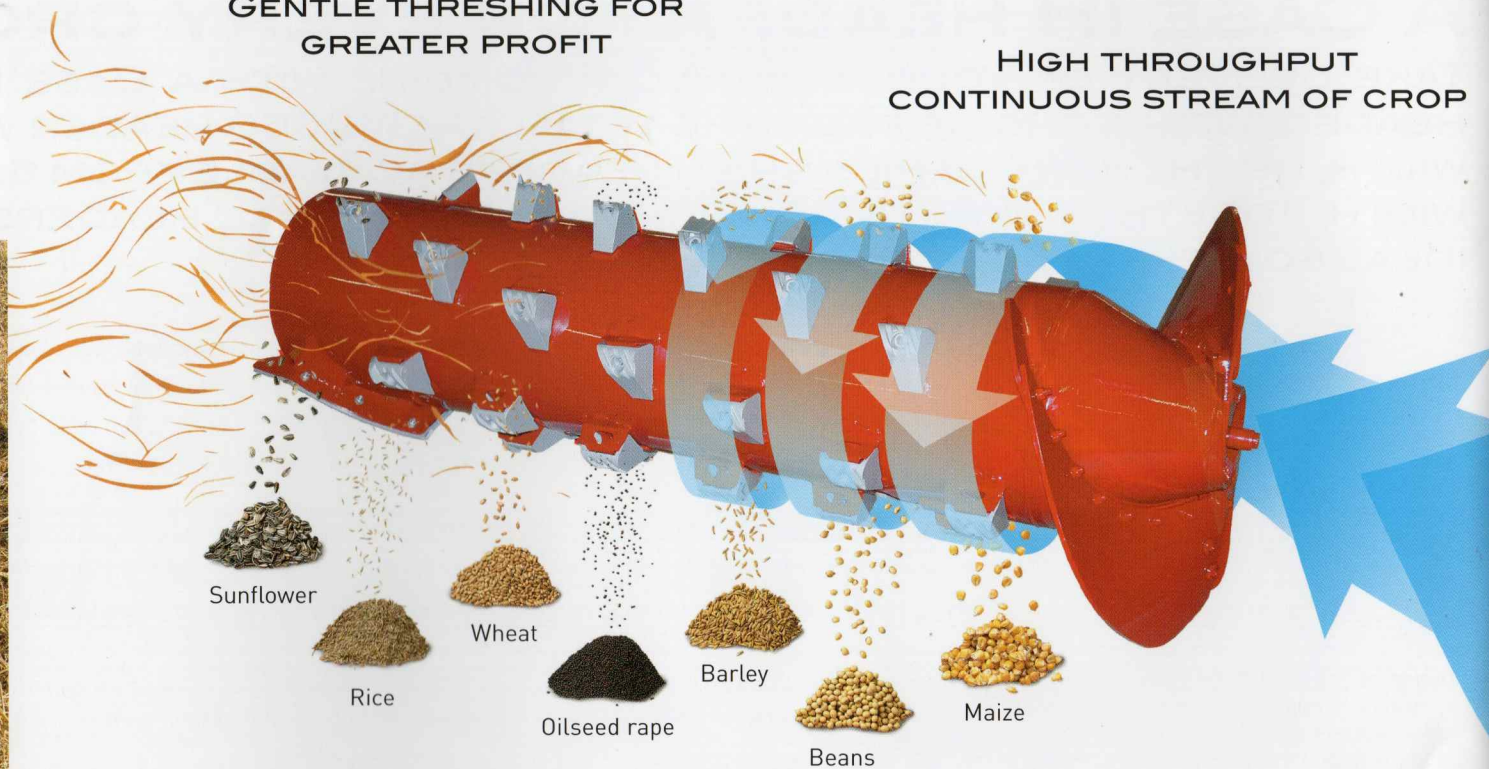
**Greater profit potential with premium-quality grain.** Case IH Axial-Flow® design outperforms conventional and hybrid combines with fewer cracked and broken kernels.

**Optimized rotor driveline for higher power capacity.** Heavy-duty driveshafts on CVT and rotor gearbox.

▲ The American Association of Agricultural and Biological Engineers (ASABE) has honored the ST rotor with the prestigious **AE50 award**, in 2008. AE50 awards, celebrating the best and brightest agricultural products developed around the globe.

GENTLE THRESHING FOR GREATER PROFIT

HIGH THROUGHPUT CONTINUOUS STREAM OF CROP



MULTI-CROP ADAPTABILITY

# SINGLE ROTOR TECHNOLOGY

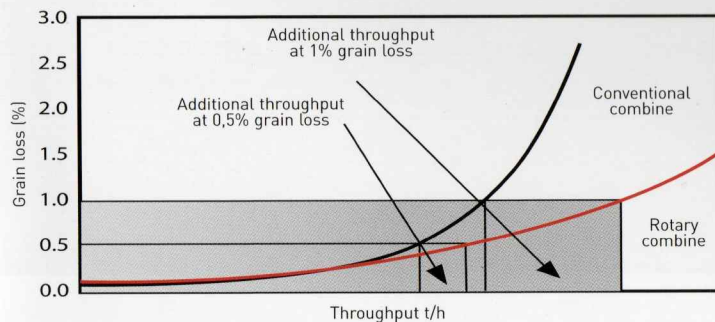

## THE HEART OF THE PROCESS.

THE PHILOSOPHY HAS ALWAYS BEEN TO GENERATE A CONTINUOUS STREAM OF CROP THROUGH THE COMBINE. CASE IH HAS PERFECTED THIS TECHNOLOGY IN THE AXIAL-FLOW®. THE LONG, WIDE FEEDER AND THE SPECIAL DESIGN OF HIGH-CAPACITY TRANSITION CONE PASS THE CROP SMOOTHLY INTO THE IMPELLER WHICH PROGRESSIVELY ACCELERATES THE CROP TO THRESHING SPEED. WITH “GRAIN ON GRAIN” THRESHING, THE AXIAL-FLOW® CONCEPT IS FAMED FOR ITS EXCELLENT GRAIN QUALITY. THE NEW DESIGN OF AXIAL-FLOW® ROTOR IMPROVES SEPARATION AND CROP FLOW EVEN FURTHER. THE ST ROTOR WITH IMPROVED STRAW HANDLING ABILITY, MAINTAINS HIGH THROUGHPUT AND GRAIN QUALITY WHILE SAVING POWER AND DELIVERING BETTER QUALITY STRAW EVEN IN HIGH MOISTURE CONDITIONS.

**Low impact threshing.** Unlike conventional or hybrid combines, the single rotor Axial-Flow® does not rely on the high impact of the conventional drum to achieve the first threshing and separation. Furthermore, inside Axial-Flow®, there is no abrupt transition between threshing and separation, as the entire process is handled seamlessly by the single rotor resulting in less damaged grain.

**Accelerated throughput.** Crop is actively moved through the entire body of the combine reducing the risk of crop build up or blockage. Grains are separated from straw and other residue by centrifugal force in a powerful dynamic action. Low rotor speeds limit straw damage and suit dry easy threshing conditions, but in harder to thresh crops or damp conditions speed can be increased to maintain output.

**Maximum crop adaptability.** On the Axial-Flow® the rotor cage is easily accessed from service platforms on both sides of the machine. The concaves and separation grates are lightweight and cover 180° of the cage. They can easily be removed, interchanged and optimised for grain, maize, rice, rape or beans. Concave clearance is controlled electronically from the comfort of the cab.



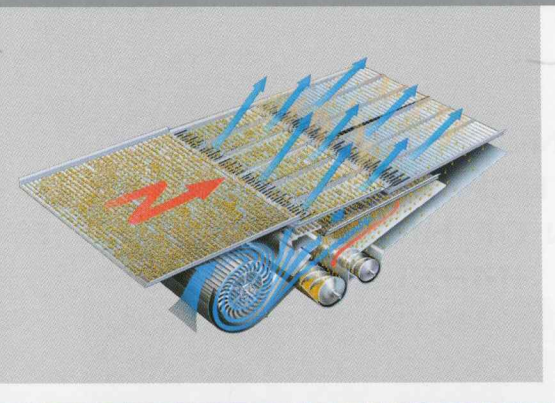
▲ **Less grain loss, more money in your pocket.** With a total separation area of 2.8 square metres and the centrifugal separating force generated by the rotation of the Axial-Flow® rotor, more of your harvest goes in the grain tank. As well as having the best possible quality grain, there is also more of it. The result is evident from the amount you earn for your harvest.

▼ **Cross-Flow™ fan and self-leveling X-tra Force™ cleaning system.** The perfect match to create powerful dynamics for high capacity cleaning and excellent crop sample, even on slopes.

**Easy access for cleaning cross-flow fan.** Clean-out door is fitted to underside of cross-flow fan housing.

**Huge capacity grain tank.** 10,580 litre grain tank with electrically controlled quick-folding extensions that don't require tools. The tank is completely closed in the folded down position.

▼ **Unload full grain tank in 95 seconds.** 5.5m standard and 7.3m unloading auger new spec. optional augers unload at 113 litres per second — features bottom tube discharge for improved unload stream control.



# CLEANING / GRAIN MANAGEMENT

## THE PERFECT MATCH FOR PERFECT QUALITY.

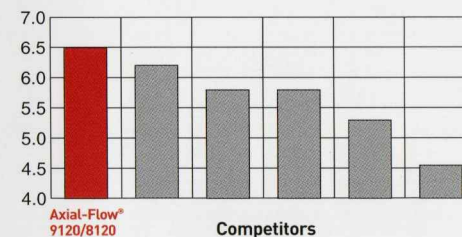
THE CLEANING AND GRAIN MANAGEMENT SYSTEMS ARE MATCHED TO THE PERFORMANCE OF THE AXIAL-FLOW® ROTOR. TOGETHER, THE CROSS FLOW™ FAN AND X-TRA FORCE™ CLEANING SYSTEM MAINTAIN THE AXIAL-FLOW'S ENORMOUS THROUGHPUT TO MAXIMISE CLEAN GRAIN RECOVERY.

**Industry-leading cleaning capacity with patented Cross Flow™ fan.** Emerging from the separation process, the grain passes over the powerful Cross Flow™ cleaning fan. The fan's chevron shaped volutes create a uniform air flow along its axis, consuming less power and eliminating the air pockets experienced on conventional systems to supply a consistent flow of air to the cleaning sieves. In the headland routine, fan speed is reduced to prevent sieve losses and automatically speeded up when re-entering work. Should the engine speed drop, the hydraulically driven Cross-Flow™ fan will maintain its speed to keep productivity at a maximum.

**Self-levelling X-tra Force™ cleaning system for active sieving.** Axial-Flow® combines feature a self-levelling cleaning system, which includes the grain pan and Cross Flow™ fan, to cope with a side slope of up to 15%. The X-tra Force™ system actively lifts the blanket of residue away from the sieve surface, allowing the crop to pass through the sieves quickly, especially in high-moisture, high-yielding conditions. The top and bottom sieves are controlled electronically from the rear of the machine and from the cab, so you can adjust the settings on-the-move.

**Huge grain tank and impressive unloading rate.** Whilst the efficiency of the Axial-Flow® rotor ensures that the 10,580 litre grain tank is filled quickly, emptying is even more rapid. Discharging at 113 litres per second the unloading auger keeps the grain on the move without slowing harvest operations. The new design end discharge spout boosts unloading distance, allowing the biggest headers to be used without issue and now incorporates an active shut off system which prevents grain loss when not in use.

COMPARISON OF TOTAL SIEVE AREA UNDER WIND (M<sup>2</sup>).



**Industry-leading cleaning area** feature Axial-Flow® 8120 and 9120 for high capacity cleaning.

**Optimum straw and residue management.** Make straw your second profitable crop to be harvested from the field.

**Aggressive chop yet gentle on windrow.** 126 blade chopper for precision cutting performance (7120 can be fitted with a 63-blade chopper option) - counter blades are retracted for windrowing; knives act as paddles.

**Speed of spreading discs is controlled from cab.** Uniform spread across whole working width, even in a crosswind.

**Consistent chopping performance.** Deflector control regulates flow of material between rotor and chopper. Optional electronic controlled deflector from inside cab.



**A perfect start into the new season.** Spreading mode: Ideal residue conditions for any type of tillage implement.

**Tidy windrows - no raking required.** Windrowing mode: Light, airy windrows to be picked up efficiently by baler.

**Knife protection system.** No risk of broken/lost knives harming implements on next pass.


▲ **The best in the business.** Axial-Flow® residue management system equals or exceeds previous industry benchmark.

# RESIDUE MANAGEMENT

## MANAGING YOUR SECOND INCOME.

THE AXIAL-FLOW® COMBINES FEATURE A NEW 126-BLADE STRAW CHOPPER DESIGNED TO CUT WITH PRECISION. THE 7120 MODEL CAN BE EQUIPPED WITH A 63-BLADE CHOPPER OPTION. THE SPREADER SYSTEM CAN BE CONTROLLED FROM THE CAB TO MANAGE HARVESTING RESIDUES TO IDEALLY MEET THE REQUIREMENTS OF THE NEXT PROCESS. FROM A SHORT CHOP LENGTH DISTRIBUTED OVER THE FULL WORKING WIDTH FOR PERFECT MINIMUM TILLAGE CONDITIONS, TO LONG STRAWS PLACED IN A TIDY, LIGHT, FAST-DRYING WINDROW IDEAL FOR BALING.

▼ **Knife protection system.** Impact counter knives are individually mounted and can slip backwards to allow foreign objects to pass through. The knife then engages again automatically, eliminating the risk of breakages and safety issues in the field for subsequent passes.



**Chopping and windrowing.** Deposit a neat windrow of chopped straw for balers without chopping systems to increase bale density.

**Windrowing unchopped straw.** Retract counter knives so chopper blades act as paddles to place a tidy windrow of long straw (10 to 14cm) for general baling conditions.

▲ **Spreading unchopped straw.** Undamaged straw lies on top of stubble for fast drying and easy raking.

▲ **Chopping and spreading.** Spread residue across the full working width of the combine with or without chaff to prepare the field for the first tillage operation next season.

**Concave and sieve settings controlled from the cockpit.** Readouts displayed on-screen in millimeters.

**Intelligent road mode switching.** You don't need to stop to switch to road mode - hit the switch and push the speed control lever forward.

**Easy to retrofit Advanced Farming Systems.** Axial-Flow® combines have factory-fitted all connections to start with AFS.

**Choice of driver's seat.** Luxury bucket style seat upholstered either in fabric or red leather (leather version is heated). Instructor's seat is standard.



**Remote control side finder lights.** Rotate these lights at any time for enhanced header illumination or aftercut lighting.

**Excellent view of the header.** Long feeder and unrestricted view from the operator's seat.

**All set for an uninterrupted day in the field.** Luxury cab environment includes a four speaker sound system and temperature controlled air conditioning.

**Classic Case IH ergonomics.** Operator environment features controls positioned for maximum comfort.

# OPERATOR ENVIRONMENT

## COMMANDING POSITION FOR HIGH PRODUCTIVITY.

THE BUSINESS OF HARVEST CAN BE STRESSFUL, BUT COMBINING WITH AN AXIAL-FLOW® MAKES HARVESTING A PLEASANT EXPERIENCE. THE SAME THEME OF HIGH PRODUCTIVITY AND EFFICIENT OPERATION CONTINUES INTO THE CAB ENVIRONMENT TO PROMOTE A TRULY PROFESSIONAL EXPERIENCE.

**Focus on the business in hand.** The large cab with big glass area, superb all-round vision and clutter-free environment removes unnecessary distractions and creates the ideal work station. The air suspension seat, steering column and powered rear mirrors adjust readily to the drivers preference, allowing the operator to relax and direct total focus to the business of reaping maximum yield.

**Every need is catered for.** To retain the driver in peak condition, automatic air conditioning maintains the chosen climate during the day. The passenger also benefits from generously proportioned seating and there is plenty of storage under and behind the seats.

**Take full control.** The Multifunction Propulsion Control lever places all the key external functions of the Axial-Flow® combine in the palm of your hand. For full control, the most commonly used commands are arranged in the best ergonomic position, allowing easy management of all header functions and operation of the unloading auger. In addition an emergency stop button is included to halt cutterbar and header auger.



▲ **No limitation on your working day.** When the crop is ready and weather conditions are favourable the all-round lighting of Axial-Flow® allows you to continue harvesting safely and efficiently. Stadium lights are fitted to the roof to completely floodlight the work area. Lights in the grain tank, on the unloading auger and at the rear of the combine ensure all critical areas are fully illuminated. a high intensity discharge (HID) lighting package is also available.

# ENGINE




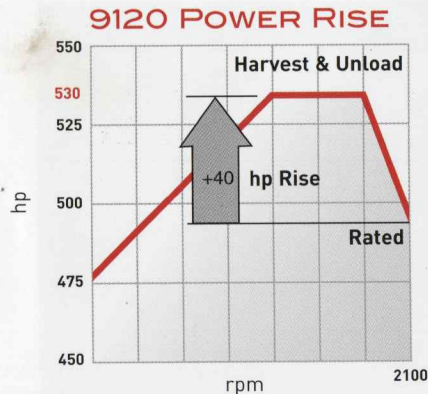
◀ Approved for use with up to 100 percent biodiesel fuel blends (B100).

## PROVEN CASE IH POWER, PROVEN PROFITABILITY.

WITH 30 YEARS OF AXIAL-FLOW® HARVESTING EXPERIENCE, CASE IH HAS THE KNOWLEDGE ON TUNING POWER DELIVERY TO MATCH THE NEEDS OF THE SINGLE ROTOR. WHATEVER THE CROP, WHATEVER THE CONDITIONS, THESE COMBINES WILL POWER THROUGH THE HARVEST HOUR AFTER HOUR TO PUT MORE GRAIN IN THE STORE TO PROFIT YOUR BUSINESS.

Constant power to meet the challenge. The Axial-Flow® engines are designed to provide consistently high power levels and maximum uptime. Engine delivery has been tuned such that in working mode Axial-Flow® will operate in a constant power zone ensuring all combine operations are performed at maximum efficiency and rotor performance is never compromised.

Direct airflow to engine and cooling systems. To maintain optimum engine performance a dual element air filter with an aspirated pre-cleaner utilises exhaust gas vacuum to remove heavy dust particles. The radiator, oil cooler and air conditioning systems are cooled by air supplied through a metal self-cleaning rotary air screen, ensuring the engine, hydraulics and operator environment remain cool.



**Up to 530 horsepower at your fingertips.** The 9120 Axial-Flow® features a 13.0 litre turbocharged and intercooled diesel engine.

**Keep going all day long.** 1000 litre fuel tank on all models.

▲ **Clean cooling compartment.** The radiator and coolers can be accessed by a service door that allows quick and easy cleaning and maintenance.

▲ **Easy access to engine deck.** A neatly recessed ladder provides safe access to the engine platform and cooling group.

**Tight turning circle.** Impressive manoeuvrability in the field and on the road.

**High-performance hydraulic ground drive system.** All models feature 125cc Rexroth drive pump.

# DRIVELINE

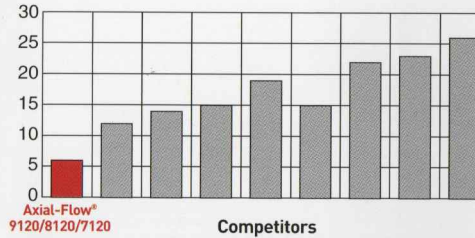
## LESS COMPLEXITY, MORE UPTIME.

THE DRIVES FOR THE WHOLE COMBINE ARE POWERED FROM THE CENTRAL GEARBOX MOUNTED DIRECTLY TO THE ENGINE FOR MAXIMUM EFFICIENCY. INDEED, AXIAL-FLOW® IS UNIQUE IN THAT ALL THE PRINCIPAL POWER TRANSMISSION IS ACHIEVED WITHOUT USE OF BELTS, AVOIDING THE PROBLEMS ASSOCIATED WITH SLIP, WEAR, MAINTENANCE AND REPLACEMENT.

**Confidence on the move.** Whether in the field or on the road, Axial-Flow® drives confidently. Weight distribution between front and rear axles is optimised to counteract the effect of larger and heavier headers. In addition, a shorter wheelbase improves manoeuvrability requiring a smaller headland than conventional combines. Should your conditions require more traction, then a powered rear axle and differential lock can be specified.

**Power Plus™ CVT drive technology.** There is no smoother way to harvest. The Axial-Flow® rotor, feeder and header are driven by a belt-free driveline. Additionally, the rotor benefits from a CVT gearbox, permitting smooth speed build up without shock loading, seamless speed changing and the confidence of a positive drive. During the season, this drive needs neither inspection, maintenance, nor servicing. Your uptime is maximised so when the conditions are right, you will catch the crop in peak condition.


**Keep moving when the pressure is on.** In a tough season when harvest must be made in difficult crop conditions and you are forced to operate under pressure, the Power Plus™ drive system can help. If a blockage should occur, the concave clearance can be increased and the Axial-Flow® rotor reversed or rocked backwards and forwards until the obstruction clears, all from the comfort of the drivers seat. This is not possible with belt driven rotary combines.



◀ **Industry-leading drive technology.** Compared with other combines the Axial-Flow® 120 Series uses less belts for best performance in the field.



▲ **The unique Axial-Flow® rotor rocking system** enables the operator to clear blockages without leaving the cab.



▲ **The Power Plus™ Drive** offers the best possible efficiency for variable speed technology with low maintenance requirement.

**Power Plus™ Drive system unique in the industry.** Simple and effective power transmission.

**Efficient road transport.** Move quickly from one job to the next.

**Smooth speed adjustment.** Switch from field to road mode without stopping - puts you firmly in control.

**Michelin brand tyres across the range.** Select the tyres that precisely match your harvesting conditions.



# SERVICEABILITY

◀ **Fewer moving parts for increased reliability.** Driveline is engineered virtually maintenance-free.

## CONVENIENT, TIME-SAVING ACCESS.

MORE UPTIME WITH LONG SERVICE INTERVALS. ON AN AXIAL-FLOW® COMBINE THERE ARE FEWER MOVING PARTS TO MAINTAIN AND SERVICE THAN ON CONVENTIONAL COMBINES. CONSEQUENTLY, DAILY CHECKS ARE FEWER AND QUICKER TO COMPLETE, ENABLING YOU TO GET STARTED SOONER AND BE PRODUCTIVE FOR LONGER.

**Full side service doors** open to permit easy visual checking of all components, including rotor and concaves.

**Engine service points** are easily reached and with oil change intervals at a generous 600 hours, Case IH has equipped Axial-Flow® combines for harvest success.



◀ **Maximum uptime and minimum routine maintenance.** Driveline and crop handling components are engineered virtually maintenance-free.

▲ **Easy access to concaves and rotor.** Cleaning or changing the concaves and rotor rasps has been made easy.

▲ **Large side panels.** Composite panels open easily to expose the interior of the combine.

▲ **Spacious engine/cooling system deck.** Sturdy ladder provides easy access to deck from rear of combine.

**AFS – Advanced Farming Systems.**

Applying high productivity with AccuGuide and yield monitoring and mapping.

**AFS Pro 600 colour touchscreen monitor used for all AFS functions.** Up-to-the second overview of machine status, plus on-the-move yield and moisture mapping.

**Highly accurate yield mapping.** Combines equipped with AFS 162 or 262 receivers automatically adjust cutting width so AFS Pro 600 software can recalculate yield maps on the move.

**Simple data transfer.** The memory card carries yield and geographical information to the office computer.



**AccuGuide automatic steering system.**

Minimum skip/overlap on each pass - maximum productivity, even if unexperienced operators drive the combine.

**Cut out the guess work.** Controls traffic patterns and decreases compaction - increases yield and profit.

**Industry-leading Case IH AFS desktop software.** Now available as standalone option to use data for a mixed combine fleet.

▲ **Cruise Cut.** Laser-controlled auto-guidance system for use with any header.

# ADVANCED FARMING SYSTEMS

## PRECISE. PRODUCTIVE. PORTABLE.

AFS ACCUGUIDE™ AUTO-GUIDANCE SYSTEM ELIMINATES THE NEED TO STEER IN OPEN FIELDS, EXCLUDING HEAD LANDS. THE PORTABLE AFS PRO 600 DISPLAY, NAVIGATION II CONTROLLER, AND AFS 262 RECEIVER MOVE EASILY AMONG EQUIPMENT.

**Key Performance Indicators on-the-move.** The AFS Pro 600 colour touchscreen is standard equipment when AccuGuide or yield monitoring/mapping is used. It displays all the Key Performance Indicators for instant on-the-move updates including a yield/moisture map. At-a-glance, day or night, the display is clear. Even in strong sunlight it is easy to adjust settings by light finger pressure. You can store your own personal crop settings in a database for instant recall season after season. For added versatility, the screen is fully portable and can be used in AFS equipped Case IH tractors.

### AFS desktop software:

- Enables you to layer yield and moisture maps on top of aerial photographs along with precision farming information including: Trimble® and Ag Leader Technology® proprietary systems.
- Generates customized yield-/moisture maps and reports from combine data.
- Plan harvest operations by preparing the owners, farm and field names on the PC and uploading it to the combine.
- Plan and upload the guidance tracks if the combine is fitted with AccuGuide.
- Creates application maps using yield maps and information from soil sampling information (ISOBUS compatible).
- Exports/imports information in numerous used formats to/from other programmes of other manufacturers.



### How accurate is DGPS & RTK GPS?

- Case IH RTK 1-2cm
  - 1-2cm pass to pass
- OmniSTAR\* HP/XP 25-30cm
  - 5-10cm pass to pass
- DGPS Omni VBS - EGNOS 0.5-1m
  - 15-30cm pass to pass
- Autonomous GPS 1-5m
  - Hiking, boating, vehicle tracking

- **AFS Universal Receiver and aerial available.** Integrated AFS aerial/receiver unit neatly integrated into the top of the cab roof.



# OUR SYSTEMS APPROACH

## PARTS & SERVICE

**Maintain the productivity of your investment.** Case IH and its dedicated dealer network provide excellent support when you take delivery of your new machine and whilst it remains in your ownership. On the farm, you can rely on trained service professionals to maintain the productivity of your investment.

**Protect the value of your investment.** Behind every Case IH product stands an extensive European parts logistics organisation, stocking more than 700,000 part numbers for products old and new. Choosing to fit genuine Case IH parts will maintain the safety, value and performance of your original investment.



## DEALER

**Skilled business advisor at your dealership.**  
**Demand more from your Case IH dealership.**

Purchasing a stand-alone piece of new equipment? Keeping a whole fleet up-to-date? Whatever your size of operation, contact your local Case IH dealership for professional advice on finance and future-safe business investment. Case IH knows your farming needs best.

◀ **MAX - the new premium service from Case IH.** We are always ready for you, around the clock, the whole year. Express delivery: when and where you need it. You get top priority during the season because your harvest cannot wait.

The call is free. However some European Operators may apply a charge, if the call is made from a mobile phone. For any information about charge rate, please enquire in advance from your provider.

◀ **Extended protection programme.**

Case IH is at your side giving you the best professional solution: Safeguard from Covéa Fleet. This is the personalised insurance coverage for your Case IH machinery. Please contact your dealer for more details. Subject to status and availability. Terms and conditions apply.

## FINANCE

Your local Case IH dealer can work with CNH Capital to offer solutions that best fit your budget and business goals. At CNH Capital, we understand that no two farms or agricultural businesses are the same. That's why we work so hard to understand your needs first. We make it our job to know your business inside and out - your goals, your ideas, and your unique outlook on the future. Then we can put together financial solutions and services that are right for you.



**MAX**  
00800 227344 00  
00800 CASE IH 00

100% Support  
100% Availability



# SPECIFICATIONS

MODELS	AXIAL-FLOW® 7120	AXIAL-FLOW® 8120	AXIAL-FLOW® 9120
<b>HEADERS</b>			
Grain header cutting width (m)	6.1 / 7.32 / 9.15 / 10.7	7.32 / 9.15 / 10.7	7.32 / 9.15 / 10.7
Knife to auger distance - 2030 / 2040 / 2050 / 3050 Grain header (mm)	450 / 600 / 510-1010 adjustable from cab		
Corn header model 2106 / 2108	6 row rigid or foldable / 8 row foldable		
<b>THRESHING / SEPARATING</b>			
Rotor drive type	Gearbox and Shaft - variable speed Power Plus Drive		
Rotor speed range (rpm)	220 - 1,180 (3 ranges)	220 - 1,180 (3 ranges)	220 - 1,180 (3 ranges)
Rotor diameter and length (mm)	762 / 2,623	762 / 2,638	762 / 2,638
Total separation area (m <sup>2</sup> )	2.98	2.98	2.98
Threshing / separating modules wrap angle (°)	180	180	180
Number of threshing / separating modules	4 / 4	4 / 4	4 / 4
<b>SELF LEVELLING CLEANING SYSTEM</b>			
3 steps cleaning system	●	●	●
Cascade sieve	●	●	●
Cleaning shoe width (mm)	1,320	1,580	1,580
Levelling capability (%)	14.6	12.1	12.1
Total sieve area under wind control (m <sup>2</sup> )	5.4	6.5	6.5
<b>CLEANING FAN</b>			
Fan speed range (rpm)	Hydraulic Load Sensing - 300 to 1,150	Hydraulic Load Sensing - 300 to 1,150	Hydraulic Load Sensing - 300 to 1,150
<b>RETURN SYSTEM</b>			
Tailings return type	Triple impeller tailings processor	Triple impeller tailings processor	Triple impeller tailings processor
<b>GRAIN TANK / UNLOADING</b>			
In-cab control of grain tank covers	●	●	●
Grain tank capacity (l)	10,580	10,580	10,580
Unloading rate (l/s)	113	113	113
Unloading auger length (m)	6.4	6.4	6.4
<b>STRAW CHOPPER &amp; SPREADER</b>			
Straw chopper / beater	Integral	Integral	Integral
Rotor type	fixed knife	fixed knife	fixed knife
Number of knives - fine cut	126 (63 optional)	126	126
Spreader type	Vertical, twin disc hydraulically driven		
<b>ENGINE</b>			
Type (*)	Electronically governed CIH 9.0L	Electronically governed CIH 10.3L	Electronically governed CIH 13L
Gross power ECE R120 <sup>1)</sup> at 2,100rpm [kW/hp(cv)]	268/364	313/426	360/490
Max. power ECE R120 <sup>1)</sup> at 1,950rpm [kW/hp(cv)]	310/422	345/469	390/530
Fuel tank (l)	1,000	1,000	1,000
<b>TRACTION</b>			
Transmission	4 speed hydrostatic	4 speed hydrostatic	4 speed hydrostatic
Final drive type	Heavy Duty - ratio 11/111	Planetary - ratio 1/13	Planetary - ratio 1/13
Differential lock / Heavy Duty Adjustable steering axle	● / ●	● / ●	● / ●
<b>ADVANCED FARMING SYSTEMS (AFS)</b>			
Yield & Moisture monitor / mapping	○	○	○
AFS precision farming ready and Guidance ready	○	○	○
<b>OVERALL MACHINE SPECS</b>			
Length - feeder to rear trim panel (mm)	7,951	7,951	7,951
Wheel base (mm)	3,765	3,752	3,752
Minimum height (transport) (mm)	3,900	3,905	3,905
Shipping width without tyres (mm)	3,271	3,271	3,271
Width with tyres fitted - min (mm)	3,488	3,488	3,488
Weight - typical machine with HD adj. Axle (kg)	14,943	16,488	16,624
<b>TYRE OPTIONS</b>			
Front Tyres	710/70R38 / 800/65R32 / 900/60R32 / 1050/50R32		
Rear Tyres	460/70R24 / 480/70R30 / 540/65R30 / 600/65R28		

\*] Developed by CNH Engine Corporation


1) ECE R120 correspond to ISO TR14396

● Standard

○ Optional at extra cost

**CASE IH: FOR THOSE WHO DEMAND MORE**

WWW.CASEIH.COM

 Safety never hurts! Always read the Operator's Manual before working with any equipment. Inspect equipment before using it, and be sure it is operating properly. Follow the product safety signs, and use any safety features provided.

This literature has been published for worldwide circulation. The standard and optional equipment and the availability of individual models may vary from one country to the next. Case IH reserves the right to undertake modifications without prior notice to the design and technical equipment at all times without this resulting in any obligation whatsoever to make such modifications to units already sold. Whilst every effort is made to ensure that the specifications, descriptions and illustrations in this brochure are correct at the time of going to press, these are also subject to change without prior notice. Illustrations may show optional equipment or may not show all standard equipment.

Case IH recommends **AKCELA**™ lubricants

CNH UK Ltd., Cranes Farm Road, Basildon, Essex SS14 3AD

© 2008 CASE IH - [www.caseih.com](http://www.caseih.com) - AXIAL-FLOW® SERIES-UK-BR - Free phone 00800 22 73 44 00 - Printed in Italy - 11/08 - TP01 - Cod. 8C2001/INB

