



# INTERNATIONAL<sup>®</sup> CORN PLANTERS





**Pre-emerge**



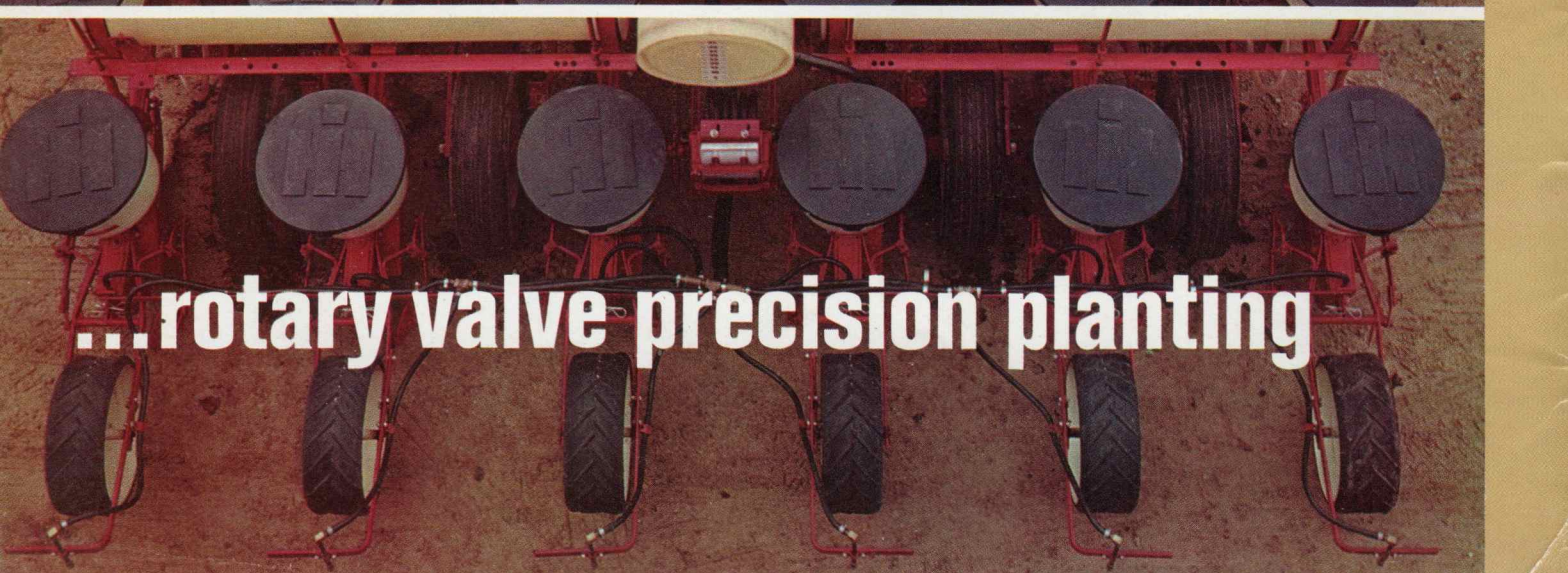
**...minimum till**



**...liquid fertilizer**



**...pop-up**



**...rotary valve precision planting**

**NOW...**




# get all in one time-saving money-saving operation

Long on work, easy on manpower and stingy with time, all you need with this rig is a fall or spring plowed field. The Hitch-Mounted Pre-Emerge Tank gives you 150 gallon capacity . . . the Spring Tooth Harrow Attachment works plowed or disked fields into smooth, level planting beds . . . "Pop-Up" fertilizer is metered into the seed furrow by the new Squeeze Pump Attachment . . . then add an International Rotary Valve Precision Planter. Use either the 56 Series 36-38 or 40-inch four-row or the 58 Series six-row 28 or 30-inch planter. Either way you make the most of good planting days, save money and time, too!

NOTE: You can buy either planter less the hitch if you purchase the Spring Tooth Harrow Attachment at the same time.

58 8 Row. \$5600.00  
Seed monitor \$395.00



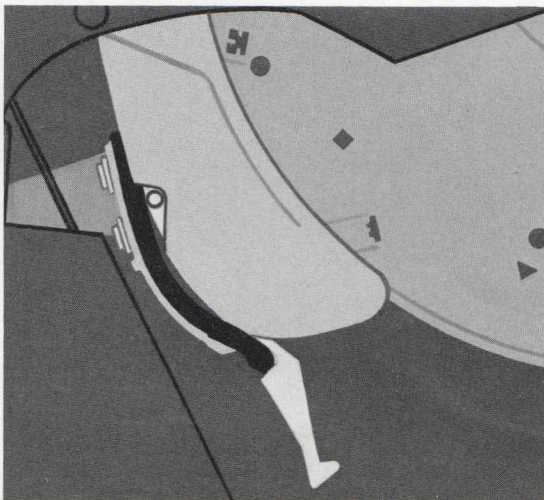

**NEW** Hitch Mounted Liquid Pre-Emerge Equipment. With 150 Gal. tank, it has three times the capacity of planter mounted equipment, adds no additional weight on the planter and is free for use with other equipment. With pressure regulator and hand shut-off valves and built-in agitator. Choose either 6 or 8-roller PTO driven pump. Connections to handle four, six, eight and 12-row planters. For tractors with 3 point hitch.



**NEW** Spring Tooth Harrow Attachment lets you till and plant, after fall or spring plowing, with your 56, 66, 58 four-row or 58 Series six-row planter. Has 25% more weight than competitive rigs for thorough tillage, smooth seed beds. Big clearance means no disturbance of planted headlands and no snag transport.




**NEW** Squeeze Pump Attachment. Squeeze Pumping, for either "Pop-Up" or liquid fertilizer applications. Ground driven pump maintains constant low-pressure flow regardless of ground speed or variation in hose lengths. Use on 58 Series four, six and eight-row planters, 56 and 66 Series four and six-row planters.



**Hill-drop or power drill**, this exclusive International Rotary Valve gives you continuous seed control from hopper to furrow. You also get zero velocity seed placement with no bounce or scatter . . . accurate spacing whether you plant 20,000, 24,000 or even 30,000 seeds per acre.

**The new snap-in Drill Guide** lets you convert your planter from hill-drop to straight drill in just a matter of minutes —just insert the Drill-Guide into the valve case and lock out the rotor. It's that easy to switch from corn to bean planting. Drill Guide is standard with all International 56 and 58 Series Rotary Valve Planters.



**INTERNATIONAL®**

# Rotary valve corn planters

*give you unmatched seed count and seed placement*

Why? Well, there are two big reasons. One is that the free fall distance on an International corn planter is the shortest in the industry—only 3½-inches. The second is that the Rotary Valve ejects the seeds backward at a rate that is equal to the forward speed of the planter—the seeds fall at zero velocity, have no scatter or bounce. The result is that you get straight rows, evenly spaced and tightly grouped hills.


All International Corn planters also feature these big WORTH-MORE features: The accu-

mulator plate that pre-groups and delivers an exact seed count to the rotary valve with never-miss precision . . . The solid gray-iron frog that forms and firms the seed furrow at just the right depth . . . Centralized drives that can't slip and make sprocket changing easy and quick . . . Transparent fiberglass—reinforced plastic hoppers that you can check for fill at a glance and that never rust. You get them all and many more with any 2, 4, 6 or 8-row 56 or 58 International Corn Planter.



**International® planters give you the exact stands you want . . . whether you plant six-rows at a time . . . or double up to 12-rows**

**New Duplex Hitch Attachment** takes two 58 Series 6-row planters (also for 56 or 66 4-row planters and the 601 Planter Carrier). New A-frame duplex hitch lets you plant more acres, make better use of your big tractor's power and cut down on manpower, too. It has all the strength needed to keep two six or four-row planters in perfect alignment. Switching from field to transport is an easy, one man job because tractor hydraulics do all the lifting. And, unlike other duplexing systems, the International Duplex Hitch is not installed on your tractor, does not tie it up. Available with new folding markers.



56 Series 4-row plants 34 to 40-inch rows, 28 to 40-inch with adjustable wheel frames, with liquid fertilizer and herbicide tanks.



56 Series 6-row plants 36 or 38" rows and is available with either 1,500 pound capacity metal or 1,650 pound capacity fiberglass fertilizer hoppers, also with three 50 gallon liquid fertilizer tanks.



56 Series 2-row plants 28 to 40-inch rows. Available with 500 pound metal fertilizer unit or with 50 gallon liquid fertilizer tank.




## Big capacity


*rotary valve planters in 2, 4 or 6 row units*

If you are basically a 36, 38 or 40-inch row farmer, you'll want to take a good look at the 56 series planters. No matter what the size of your farm, there is a 56 series planter to suit your size farm and farming practices. Whether you buy four, six, or even the two-row planter, you get rotary valve, precision planting, big capacity fertilizer, wet or dry, and proven fea-

tures like: rock solid frame construction, single linkage drawbars that hold planting depth and stay in line, fiberglass seed hoppers that tell seed level at a glance, and have snap-tight lids . . . a husky "A" frame hitch with three position leveling. Buy your 56 series planter the way you want it—hill-drop and power drill or straight drill.



Fiberglass 550-pound capacity fertilizer hoppers are available on the 56 4-row and 6-row and on the 58 8-row planters. Because you can see through them, you can check them for fill and fertilization rate right from the tractor seat. Even more important, fiberglass units can not rust or rot-out, are easy to clean.



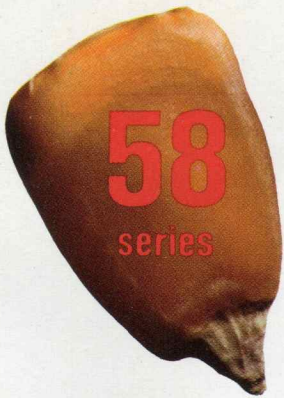
Fiberglass liquid fertilizer and herbicide tanks are available for nearly all models. Automatic control valves turn on when planter is lowered . . . off when planter is raised. Manual control valve provides for shut-off in areas where fertilizer or herbicide are not needed.



58 Series 6-row plants 28 & 30-inch rows and is available with 1,430 pound capacity fertilizer units or two 65 gallon liquid fertilizer tanks.



58 Series 8-row plants 30-inch rows. Available with either 2,000 pounds capacity metal fertilizer units or 2,200 pounds fiberglass fertilizer units.



# Great versatility

*rotary valve planters 4-row wide or 6 and 8-row narrow*

If you haven't decided about 30-inch corn or are about to make the switch, the versatile 58 4 and 6-row convertible is the planter you'll want. You see, you can buy it as a four-row, 36-38-40-inch planter and convert it at any time to a six-row 30-inch planter by simply adding two more units. Either way you get rotary valve precision planting, hill-drop or power drill, plus all the heavy duty features that marks the 58 Series as the finest line ever built. You name the way you want to go, liquid or dry fertilizer, herbicide and "pop-up" and you can do it.

*Want to cover more acres?* That's easy too for the 58 Series. Go with the big 58 eight-row 30-inch planter or double up the 58 Series six-row with the new International Duplex Hitch.

And remember, you can buy your 58 Series planter hill-drop and power drill or straight drill.

## **Transport Attachment**

Makes transporting easier on both the 58 series eight-row and the 56 series six-row planters. All you do is add two transport wheels and then just pick it up and pull it by the end. Only 8 feet wide, even with Gandy units, either planter trails easily and with complete safety.



## SPECIFICATIONS

# 56 PLANTERS

# 58 PLANTERS

	56 PLANTERS		58 PLANTERS	
	2 & 4-Row	6-Row	6-Row convertible to 4 4-Row convertible to 6	8-Row
Row Spacings	2-Row—28 to 40-inches 4-Row—34 to 40-inches, 28 to 40-inches with Adj. Wheel Frames	36 or 38-inches	4-Row—36 to 40-inches 6-Row—28 or 30-inches	30-inches
Hill-drop	High Speed Rotary Valve		High Speed Rotary Valve	
Drill	High Speed Rotary Valve or Straight Drill		High Speed Rotary Valve or Straight Drill	
Seed Openers	Runner or 12½-inch double disk		Runner or 12½-inch double disk	
Seed Hoppers and Capacity	Translucent Fiberglass Reinforced Plastic 30 Lbs., Regular; 70 Lbs., Special		Translucent, Fiberglass-Reinforced Plastic 30 Lbs., Regular; 70 Lbs., Special	
Dry Fertilizer Hopper Capacity	2-Row—500 Lbs., Metal 4-Row—1000 Lbs., Metal or 1100 Lbs., Translucent Fiberglass	6-Row—1500 Lbs., Metal 1,650 Lbs., Translucent Fiberglass	1430 Lbs., Metal	1-Ton, Metal 2,200 Lbs., Trans- lucent Fiberglass
Liquid Fertilizer Capacity	2-Row 1-50 Gal. 4-Row 2-50 Gal.	3-50 Gal.	2-65 Gal.	4-50 Gal.
Carrier Wheels	14-inch (or optional 15-inch) with sealed bearings	18-inch with sealed bearings and Traction Tread Tires	14-inch (or optional 15-inch) with sealed bearings	18-inch with sealed bearings and Traction Tread Tires
Transport Width	2-Row—8-Foot 4-Row—12-Foot	8-Foot with Transport Attachment	15-Foot	8-Foot with Transport Attachment
Press Wheels	Open Center steel, 16-inch dia. x 7-inches wide		Open Center steel, 16-inch dia. x 7-inches wide	
Automatic Latchless Markers	2-Row—Shoe Type 4-Row—Shoe Type, Regular; Disk Type, Special	Disk Type	Disk Type	Disk Type


## *Special equipment adapts 56 and 58 planters to your exact needs*

- Disk Covers
- Disk furrowers for runner type openers
- Gauge shoes for runner type openers
- Depth adjusting band units for ⅞, ¾, 1, 1¼, 1½, 2 and 2¾-inch depth
- Pan type press wheels with 7 x 16 zero pressure—smooth or traction tread, crowned or flat traction tread—tires
- Short markers for 28 to 32-inch rows—56 4-Row Planter
- Adjustable wheel frame for 28 to 40-inch row spacings—56 4-Row
- Narrow Row Fertilizer Attachment—56 4-Row
- Dual wheel frame with 14-inch wheels (less tires and tubes) for 38 to 40-inch row spacings—56 4-Row
- Dual wheel frame with 15-inch wheels (less tires and tubes) for 38 to 40-inch row spacings—56 4-Row
- Spring tooth strip tillage attachment—56 2 & 4-Row, 58 4-Row
- Blade Coverers
- Liquid fertilizer attachment with double disk or runner openers
- Dry fertilizer attachment with low, high, extra high rate auger, double disk or runner openers
- Seed Firming wheels
- Pre-emergence spray attachment—56 4-Row & 58 4 or 6-Row
- Dry herbicide insecticide attachment
- Ro-wheel attachment
- Four Wheel Attachment—58 8-Row
- Four Wheel Drive Attachment—58 6-Row
- High Flotation Wheel Attachment—58 4-Row

### **International Quality Standards—designed, tested, proven**

Here's why you can depend upon International planters for long life and dependable performance. After a new IH planter is designed and engineering models built, they are put through the most rigorous series of tests—over a torture track and in actual field conditions. The engineering models must pass the performance tests, under severe conditions and

fully loaded, before a model is released for manufacturing. After production has started, new planters, periodically taken off the assembly line, are submitted to the same tests, under identical conditions. They must pass the tests without parts failure or breakdown. You can be certain that your new IH planter will perform to the International Quality Standards designed and built into it.



# NEW

## *12-row 20-inch Drill Planter*

Going for really big corn yields? Now you can plant 12-rows at one time, do it with almost the same ease of handling you would expect from a six row planter. The new "A" frame hitch keeps the 54 Series planter in perfect alignment acre after acre. With centralized drives for ac-

curate seeding and fertilizing rates and full one-ton fertilizer capacity. Changing from field to transport is a one man job because the tractor hydraulics do all the lifting—you just maneuver the tractor. With automatic, latchless markers.



Specifications subject to change without notice

*First to serve the farmer*

**IH** INTERNATIONAL<sup>®</sup> FARM EQUIPMENT  
INTERNATIONAL HARVESTER EXPORT COMPANY  
CHICAGO, ILLINOIS, U. S. A.