
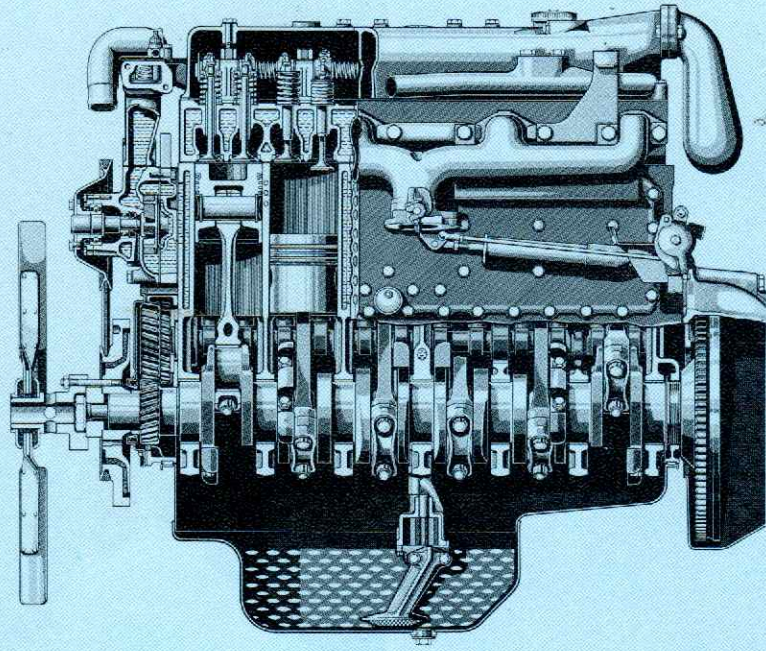


Mercedes-Benz



Engine OM 352

with G 3/50-5/8.5
gearbox



This Mercedes-Benz in-line diesel engine has proved to be a robust, technically advanced drive unit under conditions of continuous strenuous operation. Specific advantages: it is problem-free in operation, economical and easy to service.

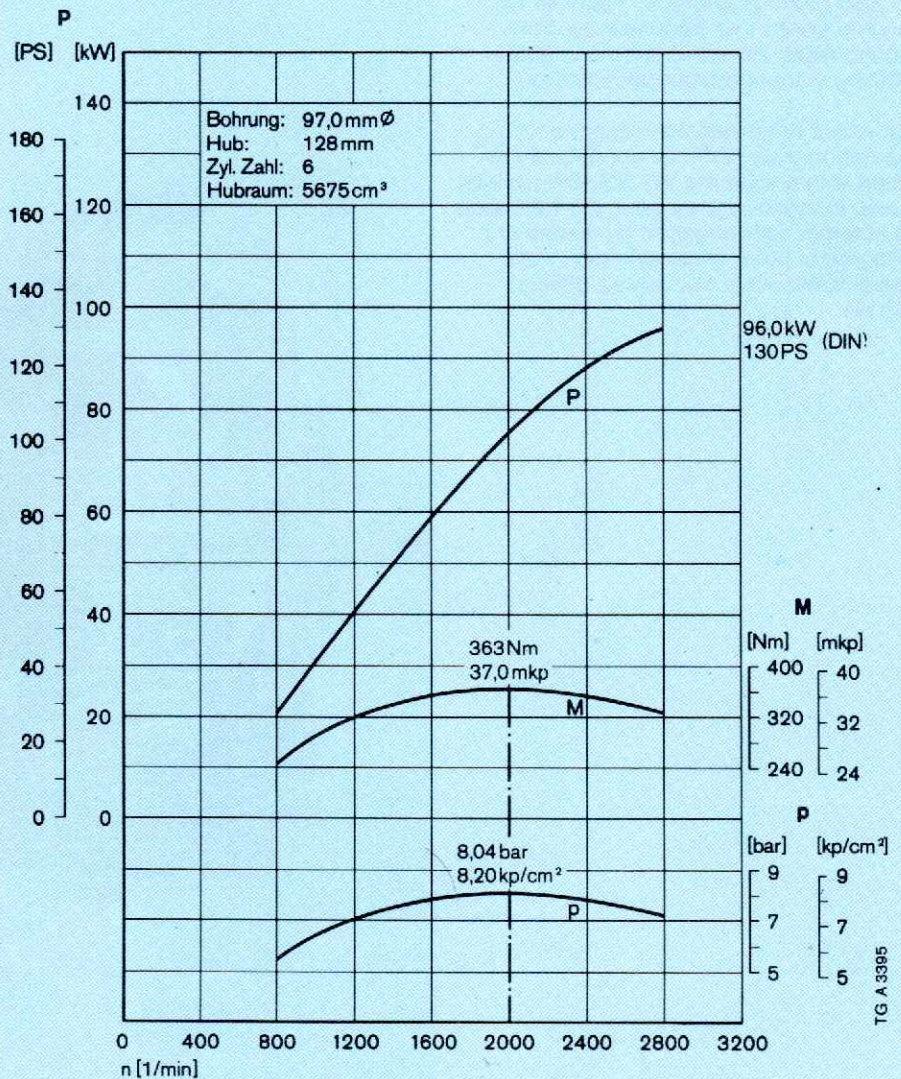
The high degree of component interchangeability for in-line engines facilitates maintenance and repairs and simplifies spare parts storage.

Short description

Robust in-line engine with direct diesel injection. Complete combustion results in low fuel consumption — hence low operating costs. Smooth-running engine, little smoke emission — hence less environmental pollution. Water cooling ensures even thermal values.

Engine output: 130 DIN/hp, 96 kW
Max. torque: 37 mkp at 2,000 rpm or 363 Nm at 2,000/min

Mercedes-Benz OM 352




Mercedes-Benz



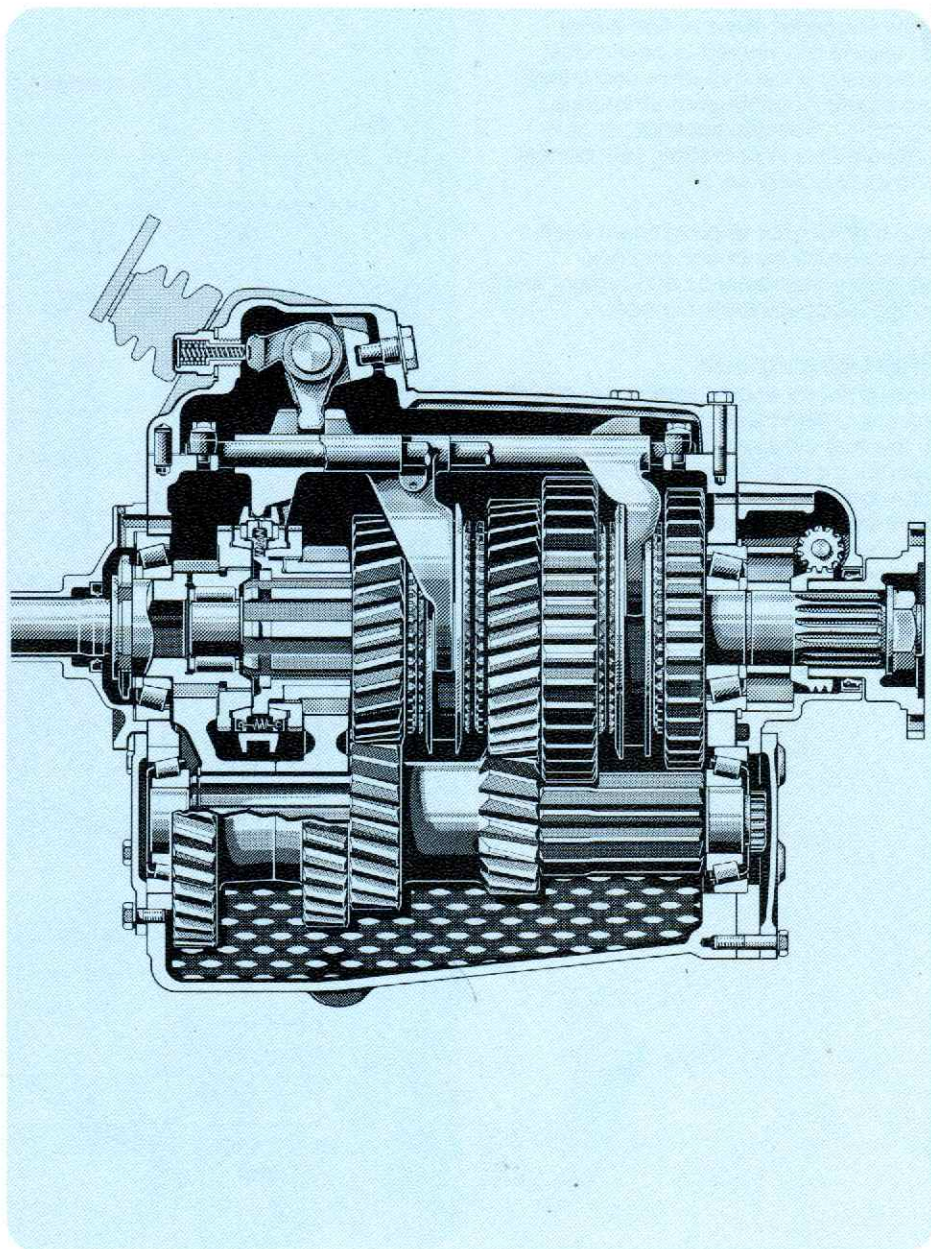
Engine OM 352

with G 3/50-5/8.5
gearbox




Five-speed synchromesh gearbox, one reverse gear. A modified version of the tried-and-tested Mercedes-Benz G 3/60 gearbox. Perfectly matched to engine speed and performance. For economical, smooth driving and gear-shifting without double-declutching.

All-wheel drive vehicles intended for operation under difficult conditions are fitted with a separate VG 325-3W transfer case. In cross-country gear, the front axle is automatically engaged by means of a pneumatic three-stage cylinder. The result is excellent traction on difficult terrain.

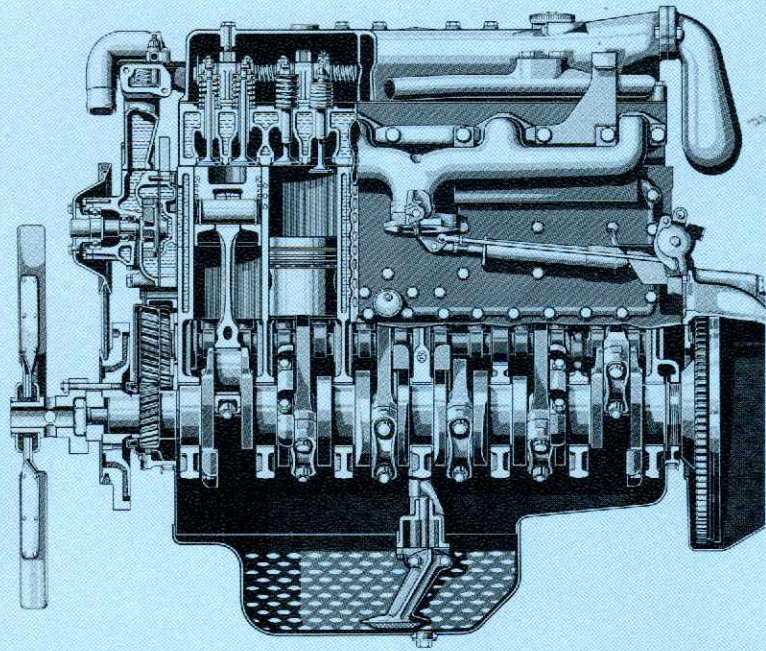


Mercedes-Benz



Engine OM 352

with G 3/60-5/7.5 gearbox



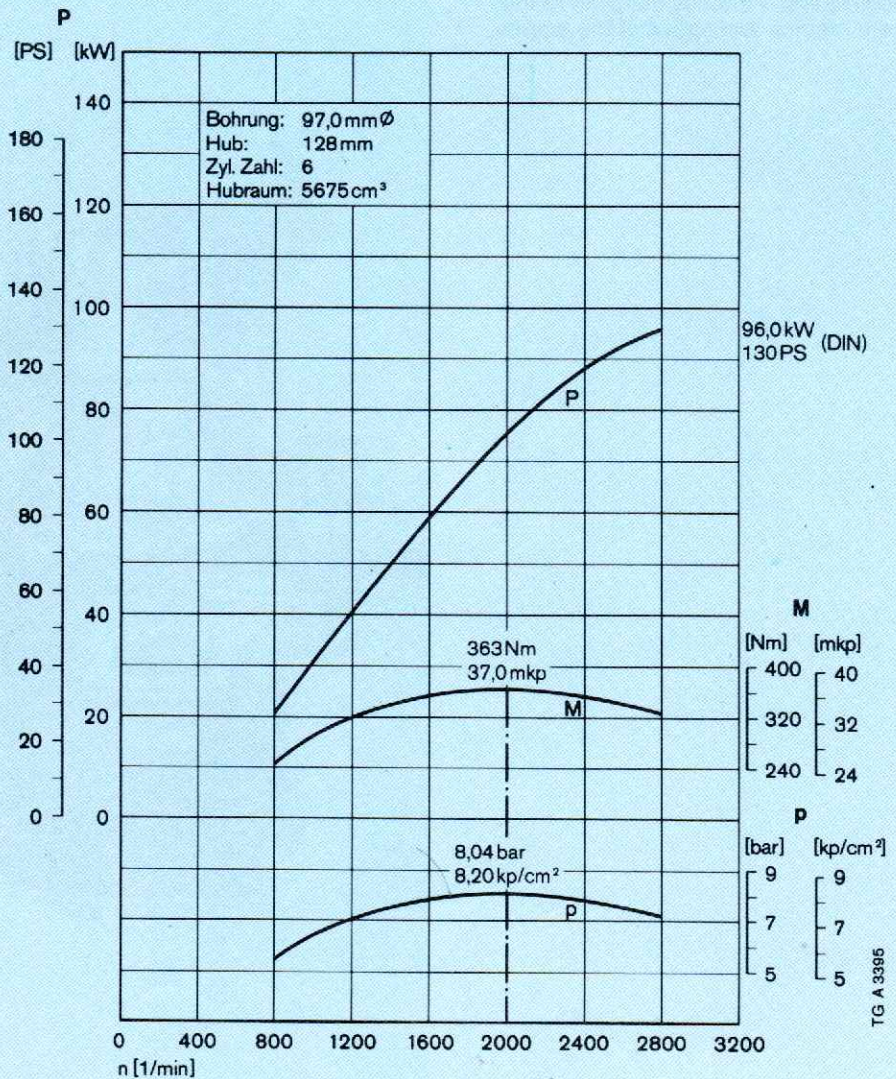
This Mercedes-Benz in-line diesel engine has proved to be a robust, technically advanced drive unit under conditions of continuous strenuous operation. Specific advantages: it is problem-free in operation, economical and easy to service.

The high degree of component interchangeability for in-line engines facilitates maintenance and repairs and simplifies spare parts storage.


Short description

Robust in-line engine with direct diesel injection. Complete combustion results in low fuel consumption – hence low operating costs. Smooth-running engine, little smoke emission – hence less environmental pollution. Water cooling ensures even thermal values. Engine output: 130 DIN/hp, 96 kW
Max. torque: 37 mkp at 2,000 rpm or 363 Nm at 2,000/min

Mercedes-Benz OM 352




Mercedes-Benz



Engine OM 352

with G 3/60-5/7.5
gearbox



Five-speed synchromesh gearbox, one reverse gear. For smooth, economical driving and gearshifting without double-declutching. Perfectly matched to the performance and speed of the engine.

