

 **NEW HOLLAND**

**CLAYSON**

**M122.M133.M135.M140**

**Combines**



# M133

■ The M 133 is the economic giant amongst the Clayson giants. One that still gets the big crops in on time... every time. If you're looking for top harvesting capacity then this is the combine for you!

Cutting capacity : 2,60 m (8'6") to 5,79 m (19'). Drum : 60 cm (23 1/2") x 100 cm (39 1/2"). Straw walker area : 3,71 m<sup>2</sup> (5750 sq.in.). Cleaning area under wind control : 2,65 m<sup>2</sup> (4109 sq.in.). Engine : Ford 100 HP.



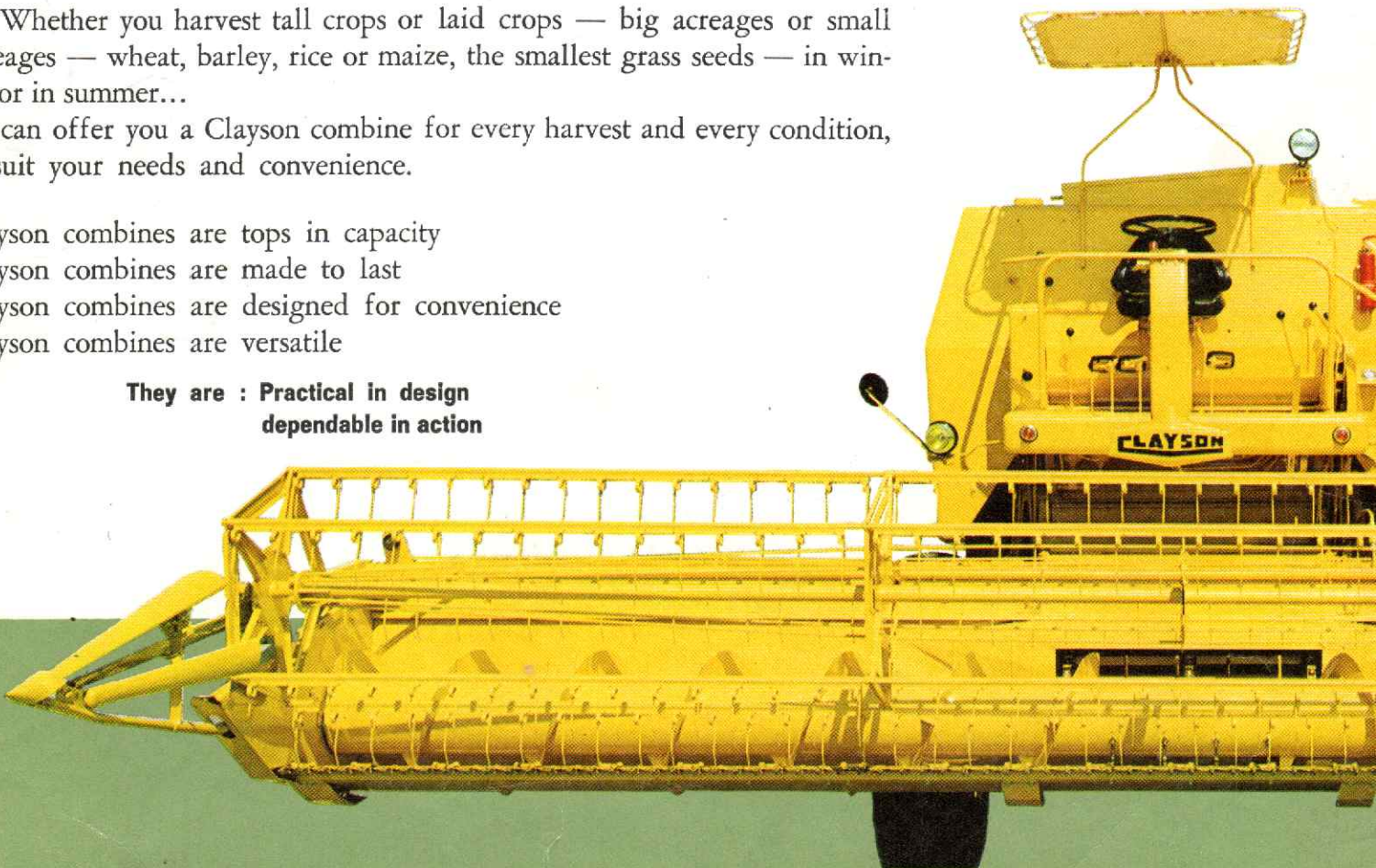
## Choose the one...that's right for

■ Whether you harvest tall crops or laid crops — big acreages or small acreages — wheat, barley, rice or maize, the smallest grass seeds — in winter or in summer...


we can offer you a Clayson combine for every harvest and every condition, to suit your needs and convenience.

- Clayson combines are tops in capacity
- Clayson combines are made to last
- Clayson combines are designed for convenience
- Clayson combines are versatile

**They are : Practical in design  
dependable in action**




# M135



you!

■ The M 135 is the Clayson combine with the king-size appetite. It has the workpower and the ruggedness of a real giant in a combine. It is easy to transport from field to field!

Cutting capacity from 2,60 m (8'6") up to 5,79 m (19'). Drum : 60 cm (23 1/2") x 100 cm (39 1/2"). Straw walker area : 3,91 m<sup>2</sup> (6060 sq.in.). Cleaning area under wind control : 2,65 m<sup>2</sup> (4109 sq.in.). Engine : Ford 100 HP.



■ This M 140 is the very largest Clayson combine. It has all the power and ruggedness and capacity to take the biggest crops in its stride.

Cutting capacity from 3,96 m (13') to 6,70 m (22'). Drum : 60 cm (23 1/2") x 125,5 cm (49 1/2"). Straw walker area : 4,88 m<sup>2</sup> (7564 sq.in.). Cleaning area under wind control : 3,33 m<sup>2</sup> (5163 sq.in.). Engine : Ford 110 HP.

# M140

# M122

■ The M122 combine delivers more capacity than any other combine of its size. Plus all the durability and convenience features that have proven so popular on the giant Clayson combines.

Cutting capacity : 2,60 m (8'6") to 3,35 m (11'). Drum : 46 cm (18") x 100 cm (39 1/2"). Straw walker area : 3,11 m<sup>2</sup> (4820 sq.in.). Cleaning area under wind control : 2,24 m<sup>2</sup> (3473 sq.in.). Engine : Ford 72 HP.



New Holland-Clayson combines are designed for maximum durability and reliability. Should you ever need parts or service, however, your local dealer has a full stock of parts and factory trained mechanics for fast, reliable repairs.

It's easy to become the owner of New Holland-Clayson farm equipment. Talk to your local dealer about finance plans available on the entire range of farm engineered equipment, including balers, forage harvesters, mowers, crop choppers, grinder mixers, manure spreaders, mower conditioners and many others.

 **NEW HOLLAND**  
**CLAYSON**

Practical in design - dependable in action