


\$520.00  
TAX 116.00  
\$404.00



**INTRODUCING THE NEW MOUNTAIN GOAT MARK IV**

# **NEW MOUNTAIN GOAT MARK IV** **more power! 12 inch wheels!** **new 5 speed gearbox!** **now more than ever, the best way** **to get around your farm!**

Everything that made previous Mountain Goat models such an outstanding success with New Zealand Farmers is back in the new Mark IV. Everything PLUS a more powerful engine. PLUS a new 5 speed gearbox.

The heart of new Mountain Goat Mark IV is the incredible GA3 rotary valve Kawasaki engine. Experience gained by the Kawasaki engineers in Japan, working on aircraft engines, has enabled them to come up with the world's first 90 cc power unit that delivers 125 cc performance! It's a light-weight unit so the total weight of Mountain Goat Mark IV is only 190 lbs. But now you can take even 40 degree inclines in your stride. Now you can reach 40 mph on farm roads. Now you can go even more swiftly and safely through sand, mud and snow, over the toughest terrain. **NOW THE GOAT IS EVEN MORE FLEXIBLE!**

New 5 speed gearbox gives you exactly the right speed for every farm job. You can go as slow or as fast as you want — walking pace, any pace, in any conditions. And with return shift control the Goat is gentle as a lamb to handle.

**NOW THE GOAT IS EVEN MORE SUREFOOTED!**

Wheels with big 400x12 wide section, self-cleaning tyres grip surely in all conditions. Wheel spins, rear end breakaways are out! Traction you can trust is in!

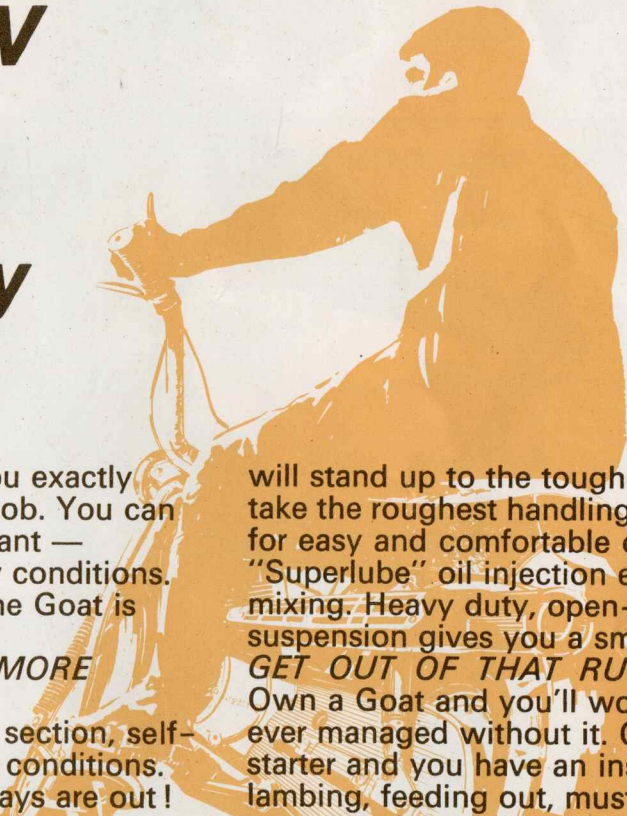
**ESPECIALLY DESIGNED FOR NEW ZEALAND CONDITIONS**

Mountain Goat Mark IV is not an imported vehicle that might or might not adapt to New Zealand conditions. The Kawasaki components were chosen after a thorough evaluation of all the equipment offered by motor cycle manufacturers throughout the world. The chassis is a double cradle frame construction. The sturdy Mountain Goat

will stand up to the toughest conditions, take the roughest handling. Yet it's designed for easy and comfortable operation.

"Superlube" oil injection eliminates fuel mixing. Heavy duty, open-spring front suspension gives you a smooth, safe ride. **GET OUT OF THAT RUT — GO GOAT!**

Own a Goat and you'll wonder how you ever managed without it. One kick of the starter and you have an instant helper for lambing, feeding out, mustering, droving, spot spraying of weeds, fencing, surveying, inspection. You can put the Goat to work at construction sites, in orchards, forests, any location where swift, safe transport is called for. The Goat can carry two people with it's double passenger sponge rubber seating. It can carry equipment on its optional extra trailer. And at 170 mpg you'll never find a cheaper way to get around!




# New Mountain Goat

# Mark IV



Take the Goat by the horns—  
look what you get for your money



170 mpg (approx)

Extra sturdy, double  
cradle frame construction

Amazing performance  
turned out by the two  
stroke rotary valve engine






Five speed gearbox for  
superb flexibility

Fantastic traction — takes  
40 degree inclines in its  
stride

Open spring front  
suspension for superlative  
riding comfort

The first 90 cc engine in  
the world that delivers  
125 cc performance

Flip up double passenger  
seat for easy access to  
tool box






**NOW!  
MORE KICK  
TO THE  
GOAT**

# SPECIFICATIONS

<b>ENGINE</b> Type	Kawasaki GA-3 2-stroke, single cylinder, rotary disc valve	<b>DIMENSIONS</b> Length overall	71"	<b>MOUNTAIN GOAT ACCESSORIES</b>
Displacement Bore & stroke	89 cc (5.43 cu. in.) 47 x 51.8 mm (1.85 x 2.04 in)	Width, overall Height, overall	34" 42"	<b>TRAILER:</b> Deck — 4 ft x 3 ft
Compression ratio Maximum horsepower Maximum torque	7:1 10.5 hp/8,000 rpm .98 kg.m (7.1 ft-lb/7,000 rpm)	Wheelbase Seat Height Dry weight Tyre size, front rear	47 $\frac{1}{2}$ " 29" 190 lbs 400 x 12 400 x 12	Wheels — 8"
Ignition system Starting system Lubrication	Magneto Primary kick SUPERLUBE (automatic oil injection)	<b>FRAME</b> Type	Fuel tank capacity Oil tank capacity	Track — 43"
<b>PERFORMANCE</b> Maximum speed Climbing ability Fuel consumption	40 mph 40 degrees (approx) 170 miles/gal (approx)	Suspension front rear	2 gal 1 pint	Weight — 95 lbs approx. Construction — Angle Iron
<b>TRANSMISSION</b> Type Clutch	5-speed, return shift Wet multi-disc		Square section, double cradle Telescopic fork Swing arm	<div data-bbox="1485 423 1734 624" data-label="Image"> </div> <div data-bbox="1776 604 2021 745" data-label="Image"> </div>
				<b>TYRES:</b> Tyre variations of size and track are available. Your agent will gladly advise those best suited to your needs.

Developed and produced in New Zealand for New Zealand conditions by members of the Motor Holdings Group of Companies,  
P.O. Box 22-087, Otahuhu, Auckland.   
Available throughout New Zealand.

Your nearest Mountain Goat Agent is: